



ICE Data Indices

Trillions benchmarked. Billions transitioned.

Selecting a benchmark that suits your strategy can be hard but switching an existing benchmark can be even harder. Yet many prominent ETFs have done just that with ICE – all in search of quality data, flexible technology, and deep index expertise. Find out why active and passive managers benchmark trillions of dollars in AUM against ICE indices.

The proof is in the AUM

ICE indices are the benchmark for \$2.2 trillion in AUM. Over \$150 billion in ETF AUM from five different ETF sponsors has transitioned to ICE indices, including some of the largest Fixed Income and Preferred ETFs in the market.

\$2.2T

in AUM benchmarked to ICE indices

Over \$7T

in ETF AUM supported
via IOPV calculations

IOPV business supports over 80% of U.S.-listed ETPs,
ICE is one of the leading providers of IOPV calculation
services globally

2nd ranked

globally by passive fund AUM in Fixed Income

6th ranked

index provider by AUM globally

Index benchmark provider for over

350 ETFs

globally

\$670B

in passive fund AUM

\$1.6T

in active fund AUM

Source: Morningstar, as of September 30, 2024

Notable examples of ETFs tracking ICE indices include:

MUB iShares National Muni Bond ETF \$39 billion AUM ICE AMT-Free U.S. National Municipal Index (MNAF)	PFF iShares Preferred and Income Securities ETF \$15 billion AUM ICE Exchange-Listed Preferred and Hybrid Securities Index (PHGY)	IGSB iShares 1-5 Year Investment Grade Corporate Bond ETF \$21 billion AUM ICE BofA 1-5 Year U.S. Corporate Index (CVA0)
GDX VanEck Gold Miners ETF \$15 billion AUM NYSE Arca Gold Miners Index (GDM)	ANGL VanEck Fallen Angel HY Bond ETF \$3 billion AUM ICE US Fallen Angel High Yield 10% Constrained Index (H0CF)	Capital ICE ESG 20+ Year BBB US Corporate ETF Taiwan \$7 billion AUM ICE ESG 20+ Year BBB Large Cap Developed Markets US Corporate Restrained Index (C84LESG)

Source: Morningstar, as of August 30, 2024

Broad coverage and history by a trusted source

As an index provider with a powerful platform, ICE Data Indices (IDI) offers an extensive offering of global, multi-asset class indices that are trusted by market participants around the world with history dating back further than 30 years in some cases.

- Cross-asset coverage
- Optimized indices
- ESG, Paris-aligned and climate transition indices and solutions
- Equity solutions including factor, thematic, sector and benchmark indices

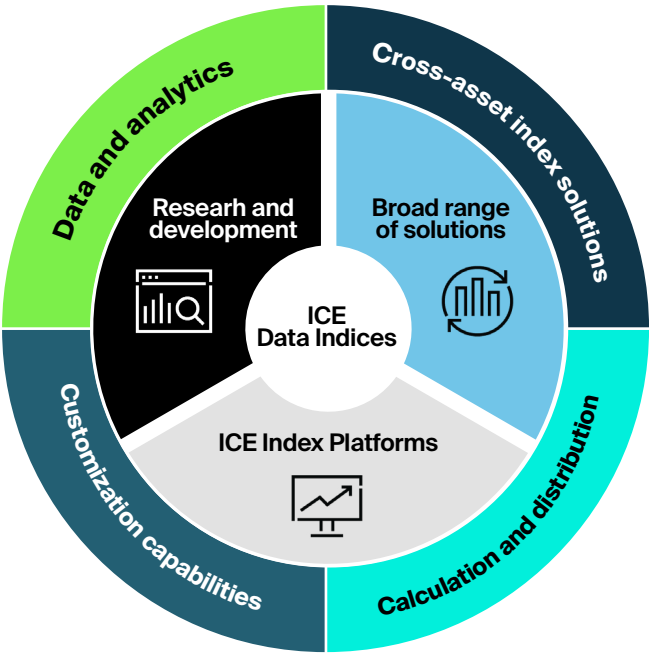
Backed by over 60 years of combined experience

Data and analytics

IDI combines high quality reference data, evaluated pricing and analytics to provide investors with a broad set of tools to measure and analyze global markets.

Customization capabilities

Work with us to meet a variety of custom index goals including research, performance benchmarking or building financial products.



Cross-asset index solutions

Our comprehensive range of global indices available to clients include mortgage rate lock, fixed income, equity, currency, commodity, and volatility indices across styles and strategies that are trusted by market participants around the world.

Calculation and distribution

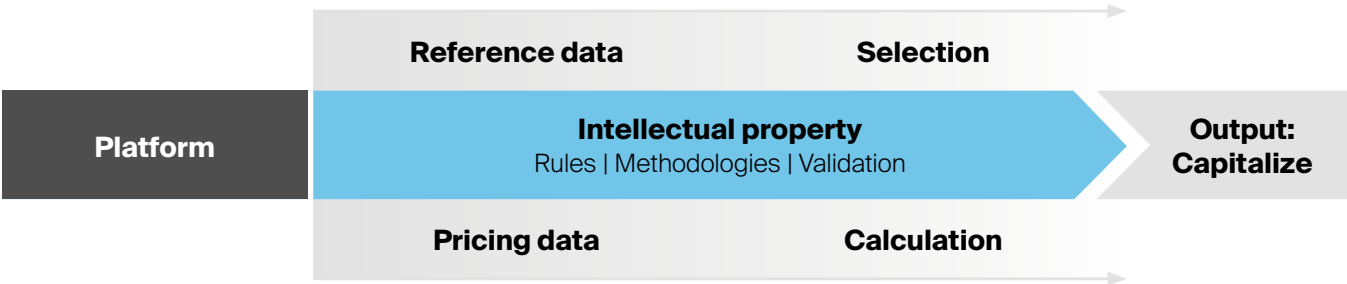
Our robust, technology-led, and highly scalable multi-asset indexing platform delivers flexibility and accuracy in the calculation and distribution of your index.

A solutions based approach

IDI offers solutions for a variety of use cases ranging from researching historical data, creating new custom indices and providing benchmarks for ETFs (benchmarking, asset allocation, research, product creation and transitioning ETF benchmarks).

Custom indices for your strategy

- We offer consultative benchmark design for targeted exposures including custom datasets.
- ICE's Custom Index Tool (CIT) provides clients with a variety of ways to sandbox & back test strategies for many use cases including research, benchmark construction, designing a new financial product like ETFs or navigating the new world of direct indexing.
- The CIT is available on the ICE Index Platform to provide clients with an easy-to-use, web-based solution

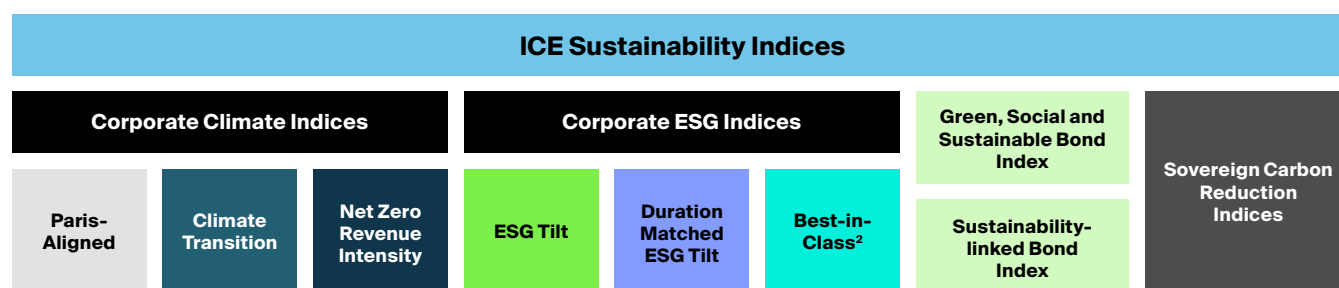




Sustainability Indices

Creating sustainable benchmark solutions

IDI has a range of solutions available for fixed income sustainable benchmarks that account for Environmental, Social and Governance (ESG) factors in addition to other criteria. Our Sustainability Indices¹, which include corporate climate and ESG indices, green, social and sustainable bond indices, and sovereign carbon reduction indices, combine our fixed income capabilities with popular ESG strategy overlays.



¹ ICE Data Indices in providing these Sustainability Indices is not intending to interpret or give guidelines on the EU Taxonomy disclosures nor the EU criteria for environmentally sustainable investments. Please refer to the methodology for each of the ICE Sustainability Indices for additional information.

² "Best-in-Class" is industry terminology referring to an approach used to identify companies with strong ESG ratings within their respective sectors.



For more information: indices.ice.com

This document is not to be published, reproduced, copied, disclosed or used without the express written consent of ICE Data Indices, LLC. This document is provided for informational purposes only. The information contained herein is subject to change without notice and does not constitute any form of warranty, representation, or undertaking. Nothing herein should in any way be deemed to alter the legal rights and obligations contained in agreements between Intercontinental Exchange, Inc., ICE Data Indices, LLC and/or any of their affiliates and their respective clients relating to any of the products or services described herein. Nothing herein is intended to constitute legal, tax, accounting, investment or other professional advice. Clients should consult with an attorney, tax, or accounting professional regarding any specific legal, tax or accounting situation. The content in this document is provided on an "AS IS" basis. Intercontinental Exchange, Inc. and its affiliates, including ICE Data Indices, LLC, make no warranties whatsoever, either express or implied, as to merchantability, fitness for a particular purpose, or any other matter. Without limiting the foregoing, Intercontinental Exchange, Inc. and its affiliates, including ICE Data Indices, LLC or any of its affiliates make no representation or warranty that any data or information supplied to or by it are complete or free from errors, omissions, or defects. In no event shall Intercontinental Exchange, Inc., ICE Data Indices, LLC and/or any of their affiliates be liable to any party for any direct, indirect, incidental, exemplary, compensatory, punitive, special or consequential damages, costs, expenses, legal fees, or losses (including, without limitation, lost income or lost profits and opportunity costs) in connection with any use of the content in this document even if advised of the possibility of such damages. ICE Data Services refers to a group of products and services offered by certain Intercontinental Exchange, Inc. (NYSE:ICE) companies and is the marketing name used for ICE Data Services, Inc. and its subsidiaries globally, including ICE Data Pricing & Reference Data, LLC, ICE Data Services Europe Limited, and ICE Data Services Australia Pty Ltd. ICE Data Services is also the marketing name used for ICE Data Indices, LLC and ICE Data Derivatives Inc. and its subsidiaries globally and certain other data products and services offered by other affiliates of Intercontinental Exchange, Inc. (NYSE:ICE). Trademarks of Intercontinental Exchange, Inc. and/or its affiliates include: Intercontinental Exchange, ICE, ICE block design, NYSE, ICE Data Services, New York Stock Exchange, Intellidex, and StrataQuant. Information regarding additional trademarks and intellectual property rights of Intercontinental Exchange, Inc. and/or its affiliates is located at ice.com/terms-of-use. BofA® is a registered trademark of Bank of America Corporation licensed by Bank of America Corporation and its affiliates ("BoFA") and may not be used without BoFA's prior written approval. Other products, services, or company names mentioned herein are the property of, and may be the service mark or trademark of, their respective owners.