

Fixed Income & Data Services (FIDS) Content Catalog from ICE

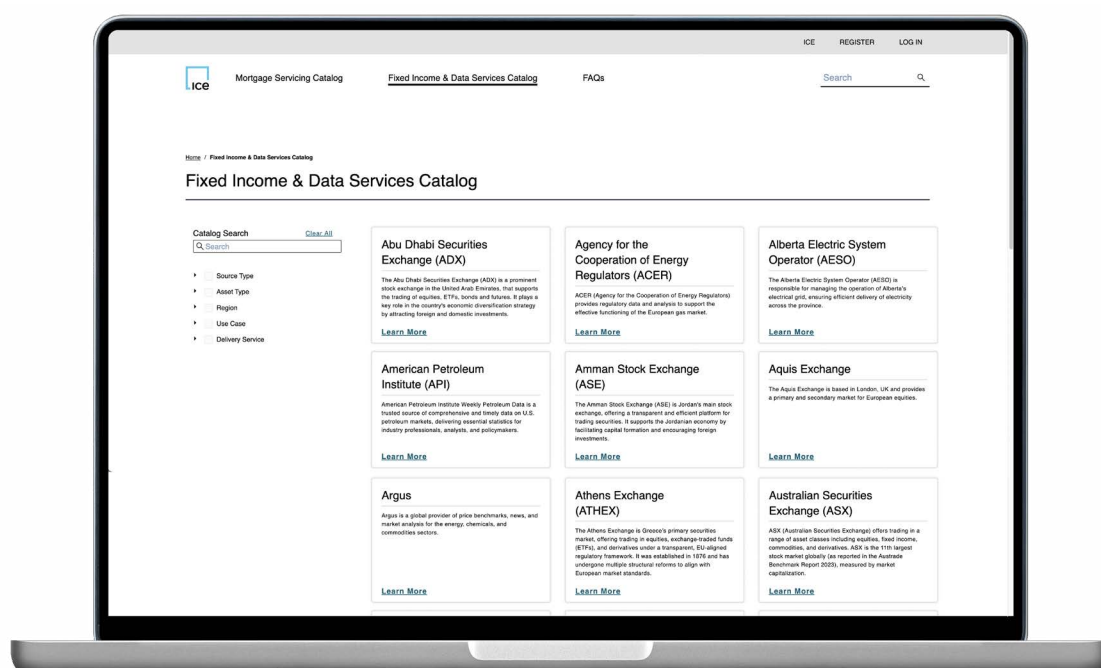
[FIDS Content Catalog](#) is a centralized, searchable platform that consolidates ICE's global financial data and analytics. It is designed to help market participants quickly identify, evaluate, and access high level datasets that support trading, investment, risk, regulatory, and other capital market workflows.

Taxonomy – navigating the catalog

The catalog is structured around attributes familiar to financial markets professionals, allowing you to align datasets directly with your workflows:

- **Source type** – proprietary ICE data and third-party data, analytics, evaluated pricing, reference data, fundamentals, corporate actions, climate risk, regulatory datasets and more.
- **Asset type** – fixed income (sovereigns, corporates, municipals, securitized products), money markets, equities, indices, commodities, currencies, derivatives and more.
- **Region** – global coverage with regional breakdowns (North America, Europe, Asia-Pacific, Latin America, Middle East, Africa).
- **Use case** – mapped to functional areas: brokerage, asset management, investment banking, corporates and more.
- **Delivery service** – flexible data delivery channels, including ICE Data API for seamless integration, ICE Connect for desktop and web use, standardized data files for batch processing and selected datasets via cloud or third-party platforms.

This taxonomy ensures you can move seamlessly from broad market segments down to the precise dataset needed for pricing, valuation, liquidity assessment or reporting.

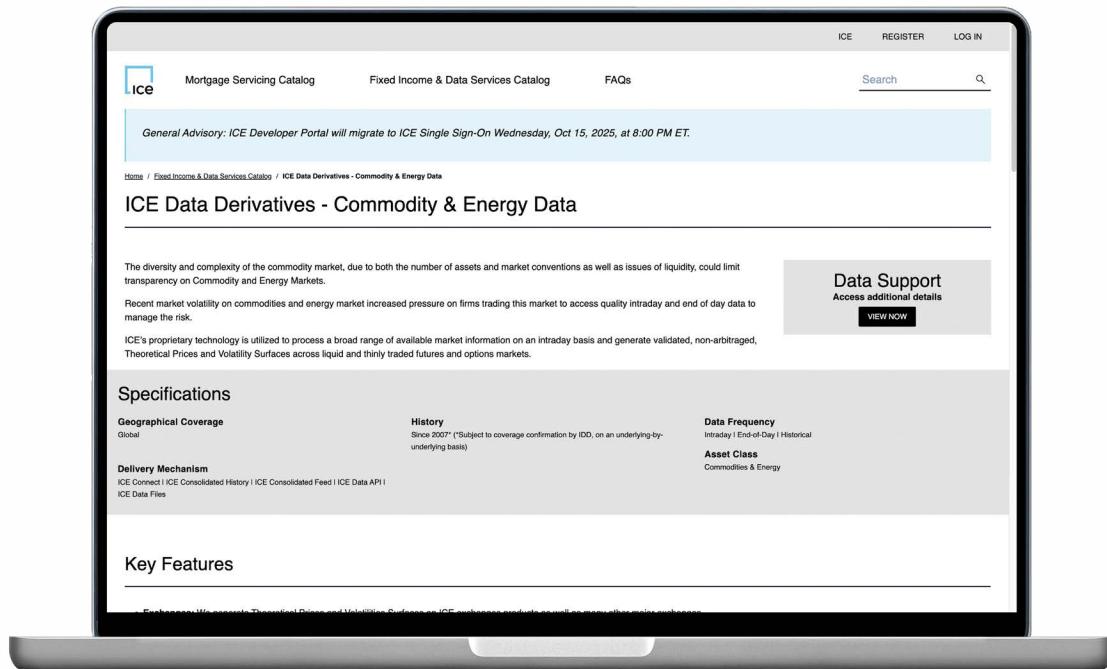


Filtering - focusing on relevant datasets

The filter panel lets you refine search results in real time:

- **Multi-select:** apply several filters at once (e.g., corporate bonds + evaluated pricing + Europe).
- **Dynamic updates:** the results adjust instantly as you change filters.
- **Cross-dimension queries:** combine asset class, use case, and delivery preferences to target exactly what fits your workflow.

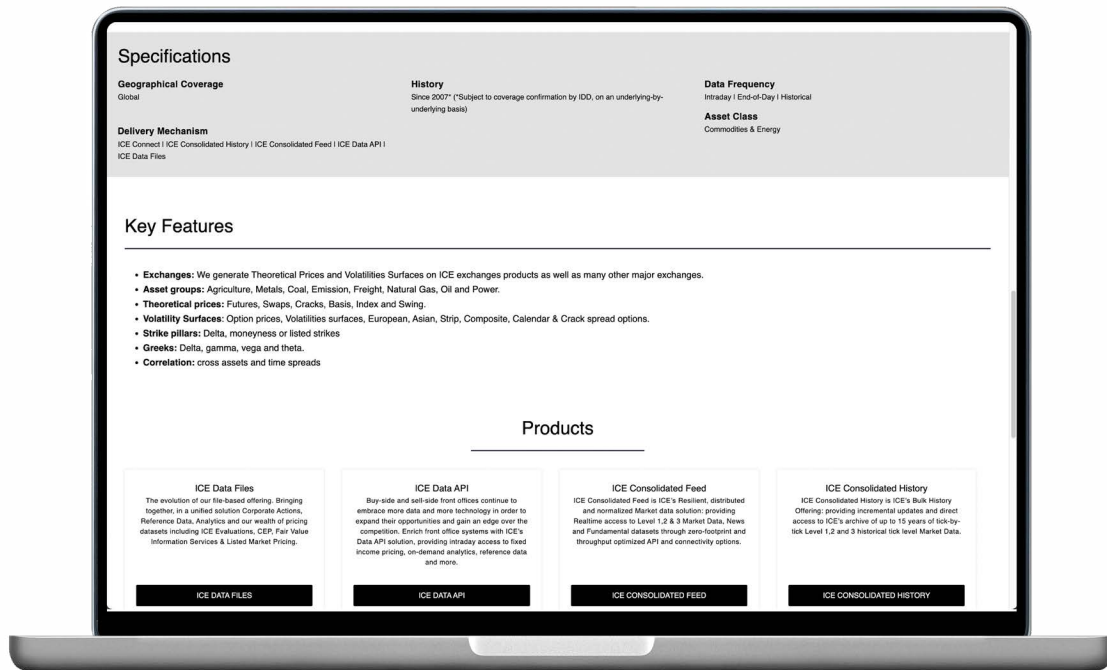
This is particularly powerful when comparing delivery methods (API vs. files vs. desktop) or aligning datasets to a specific user's requirements.



Interpreting a data tile

Each dataset is represented by a data tile that provides the essential information you need to evaluate its relevance:

- **Title** – dataset name.
- **Market context** – description of what the dataset covers and why it matters (e.g., liquidity indicators, corporate actions, reference identifiers).
- **Specifications** – key details such as frequency of updates (intraday, end-of-day, daily), coverage (regional/global), and available delivery mechanisms (ICE API, ICE Connect, data files, etc.).
- **Key features** – outlines the dataset's core parameters and specifications, such as coverage, fields, identifiers and methodologies.
- **Products** – displays all related products, allowing you to see complementary datasets and solutions within the catalog.



Practical tips for you

- **Start broad, refine fast** – begin with asset class or source type, then drill down using region or use case.
- **Explore delivery options** – match ICE's delivery methods to your workflow (streaming vs. batch, API vs. file).
- **Evaluate results** – assess datasets against your workflow (trading, risk, compliance, etc.) to confirm they address your specific business needs.

Quick view – workflow alignment

Step	Application for market professionals
1. Select filters	Define your scope: e.g., Commodities & Energy, North America and Europe regions
2. Refine and explore	Apply additional filters: use case (e.g., Asset Manager), delivery method (e.g., ICE Consolidated Feed)
3. Review data tile	Assess frequency, coverage and integration fit for your workflow
4. Access / engage	View technical specs or request additional details
5. Apply in workflow	Contact us to integrate data into your trading, investing, risk, valuation, compliance or reporting tools

With its transparent taxonomy, powerful filters and structured data tiles, **ICE's FIDS Content Catalog** helps you quickly identify and evaluate datasets, making it easier to integrate trusted content into your workflows and achieve your business objectives.



For more information: ice.com

This material contains information that is confidential and proprietary property and/or trade secret of Intercontinental Exchange, Inc. and/or its affiliates (the "ICE Group"), and is not to be published, reproduced, copied, disclosed or used without the express written consent of ICE Group.

This material is provided for informational purposes only. The information contained herein is subject to change and does not constitute any form of warranty, representation, or undertaking. Nothing herein should in any way be deemed to alter the legal rights and obligations contained in agreements between ICE Group and their respective clients relating to any of the products or services described herein. Nothing herein is intended to constitute legal, tax, accounting, investment or other professional advice.

ICE Group makes no warranties whatsoever, either express or implied, as to merchantability, fitness for a particular purpose, or any other matter. Without limiting the foregoing, ICE Group makes no representation or warranty that any data or information (including but not limited to evaluations and ICE exchange market data) or services supplied to or by it are complete or free from errors, omissions, or defects and nothing contained herein should constitute any form of warranty, representation, or undertaking.

ICE Chat is an instant messaging service available from ICE Data LP. ICE Chat is not (i) a trading facility and does not function as a trading facility within the meaning of Section 1a of the Commodity Exchange Act ("CEA"), (ii) a broker-dealer, exchange or alternative trading system for purpose of the Securities Exchange Act of 1934, as amended, or (iii) an entity or person in any jurisdiction outside of the United States of America having qualifications similar to the qualifications referenced in (i) and (ii) of this sentence.

Trading analytics available from ICE Data Pricing & Reference Data are a point in time output and as such are dependent on and take into account the information available to ICE Data Pricing & Reference Data at the time of calculation. ICE Data Pricing & Reference Data does not have access to all relevant trade-related data or dealer quotes, and the utility of the output may diminish depending upon the amount of available data underlying the analysis. The inputs utilized in each of the trading analytics services described herein depend on the methodologies employed by each such service and may not be the same as the inputs used in the other trading analytics services. There are many methodologies (including computer-based analytical modelling) available to calculate and determine information such as the trading analytics described herein. ICE Data Pricing & Reference Data's trading analytics may not generate results that correlate to actual outcomes, and/or actual behavior of the market, such as with regard to the purchase and sale of instruments. There may be errors or defects in ICE Data Pricing & Reference Data's software, databases, or methodologies that may cause resultant data to be inappropriate for use for certain purposes or use cases, and/or within certain applications. Certain historical data may be subject to periodic updates over time due to recalibration processes, including, but not limited to the enhancement of ICE Data Pricing & Reference Data's models and the increased coverage of instruments. Although ICE Data Pricing & Reference Data may elect to update the data it uses from time to time, it has no obligation to do so.

Fixed income evaluations, continuous evaluated pricing, end-of-day evaluations, evaluated curves, model-based curves, market sentiment scores, Size-Adjusted Pricing, and Fair Value Information Services related to securities are provided in the US through ICE Data Pricing & Reference Data, LLC and internationally through ICE Data Services entities in Europe and Asia Pacific. ICE Data Pricing & Reference Data, LLC is a registered investment adviser with the US Securities and Exchange Commission. Additional information about ICE Data Pricing & Reference Data, LLC is available on the SEC's website at www.adviserinfo.sec.gov. A copy of ICE Data Pricing & Reference Data, LLC's Form ADV is available upon request.

Trading and execution services are offered through ICE Bonds Securities Corporation or ICE Bonds, member [FINRA](#), [MSRB](#) and [SIPC](#). The information found herein, has been prepared solely for informational purposes and should not be considered investment advice, is neither an offer to sell nor a solicitation of an offer to buy any financial product(s), is intended for institutional customers only and is not intended for retail customer use.

ICE Data Services refers to a group of products and services offered by certain Intercontinental Exchange, Inc. (NYSE:ICE) companies and is the marketing name used for ICE Data Services, Inc. and its subsidiaries globally, including ICE Data Indices, LLC, ICE Data Pricing & Reference Data, LLC, ICE Data Services Europe Limited and ICE Data Services Australia Pty Ltd. ICE Data Services is also the marketing name used for ICE Data Derivatives, Inc., ICE Data Analytics, LLC, and certain other data products and services offered by other affiliates of Intercontinental Exchange, Inc. (NYSE:ICE).

Trademarks of ICE Group include: Intercontinental Exchange, ICE, ICE block design, NYSE, ICE Data Services, ICE Data and New York Stock Exchange. Information regarding additional trademarks and intellectual property rights of ICE Group is located at ice.com/terms-of-use. Other products, services, or company names mentioned herein are the property of, and may be the service mark or trademark of, their respective owners.