

ICE MSCI MarketAxess Corporate Bond Index Futures

MSCI and MarketAxess have collaborated to create tradable corporate bond indices. This collaboration leverages MSCI's expertise in index construction and MarketAxess's advanced liquidity data to develop indices that represent a liquid basket of investment-grade and high-yield corporate bonds (the "Indices"). These Indices aim to provide accurate benchmarks for the performance of the corporate bond market, incorporating sector and credit allocation controls to ensure low tracking error and reliable replication of the credit market.

To help institutional investors integrate those corporate bond hedges into their investment process, ICE offers the following four futures contracts based on the Indices:

- MSCI MarketAxess USD IG Tradable Corporate Bond Index Futures
- MSCI MarketAxess USD HY Tradable Corporate Bond Index Futures
- MSCI MarketAxess EUR IG Tradable Corporate Bond Index Futures
- MSCI MarketAxess EUR HY Tradable Corporate Bond Index Futures

MSCI MarketAxess Corporate Bond Indices methodology overview

The MSCI MarketAxess Corporate Bond Indices methodology uses MarketAxess's Relative Liquidity Scores (RLS) to identify and select liquid fixed income securities. The indices incorporate buffers in their construction and rebalancing to limit monthly turn-over. They are designed to measure the performance of a selection of relatively liquid corporate bonds from the broader MSCI Corporate Bond Indices.

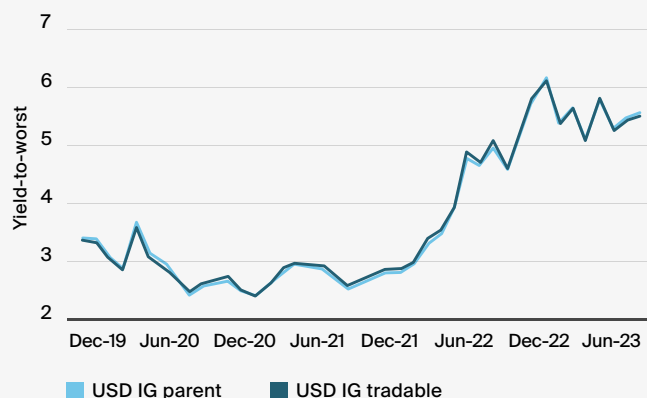
Tradable index yields and spreads move in lock step with the parent index

Tradable Indices represent a concentrated, but more liquid view of the parent index while still closely tracking duration, yield, spread and coupon.

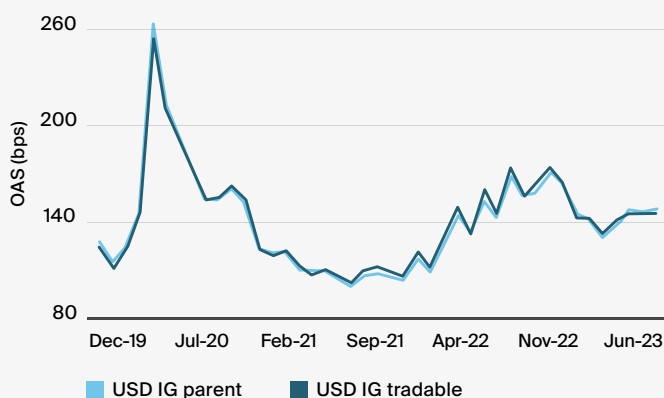
	USD IG parent	USD IG tradable	Diff	EUR IG parent	EUR IG tradable	Diff
Number of securities	7,712	420	5.45%*	3,187	205	6.43%*
Duration-to-worst	6.92	7.12	0.20	4.78	4.79	0.01
Yield-to-worst	5.43	5.40	-0.03	4.04	3.93	-0.11
Coupon	3.81	3.95	0.14	1.82	2.09	0.27
OAS (bps)	145	143	-2	169	157	-12
Time-to-maturity (years)	11.53	11.55	0.02	6.03	5.87	-0.16
Average liquidity score	6.31	8.07	1.76	6.93	8.32	1.39
Minimum liquidity score	1	3	2	1	4	3
Bid-ask-spread (bps)	23	17	-6	17	15	-2

Source: MSCI

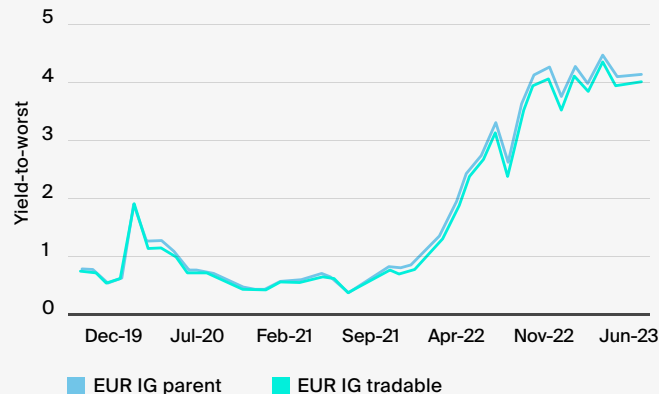
USD IG



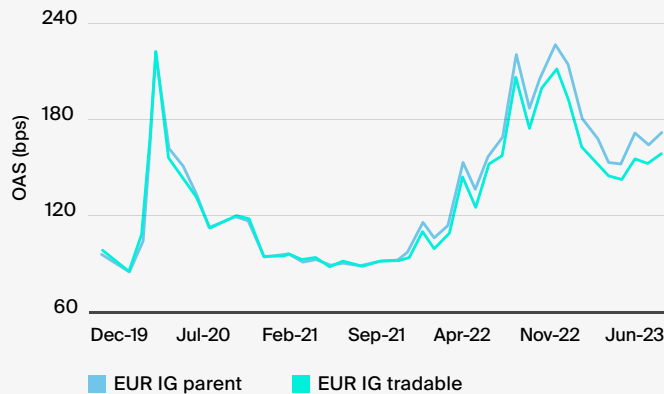
Source: MSCI



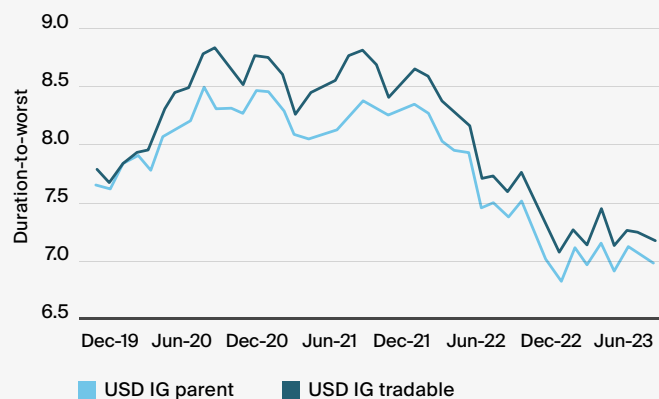
EUR IG



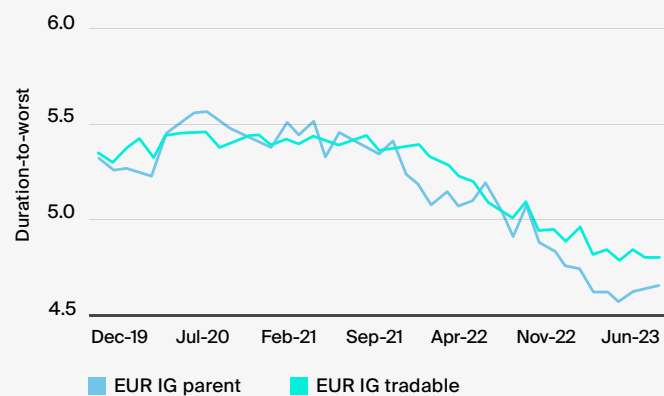
Source: MSCI



Tradable index duration remains aligned the parent index



Source: MSCI



	MSCI MarketAxess USD IG Tradable Corporate Bond Index Futures	MSCI MarketAxess USD HY Tradable Corporate Bond Index Futures	MSCI MarketAxess EUR IG Tradable Corporate Bond Index Futures	MSCI MarketAxess EUR HY Tradable Corporate Bond Index Futures
Contract code	MIH	MHY	EIG	EHY
Variant	Tradable, total return	Tradable, total return	Tradable, total return	Tradable, total return
Currency	USD	USD	EUR	EUR
Bloomberg Index Ticker	MFTRUIGT Index	MFTRUHYT Index	MFTREIGT Index	MFTREHYT Index
Futures Ticker	MYWA Index	MHYA Index	IGYA Index	HYAA Index
Realtime Ticker	MFTRUIGR Index	MFTRUHYR Index	MFTREIGR Index	MFTREHYR Index
Contract size	\$50.00	\$50.00	€ 50.00	€ 50.00
Indicative Contract Value*	circa \$60,000	circa \$72,500	circa € 50,000	circa € 65,000
Tick size (Index points)	0.0500	0.0500	0.0500	0.0500
Tick value	\$2.50	\$2.50	€ 2.50	€ 2.50
Block tick size (Index points)	0.0010	0.0010	0.0010	0.0010
Price quotation	Index points, to four decimal places			
Delivery months	Nearest 3 contracts, Mar., Jun., Sept. and Dec.			
Last Trading Day	Third Friday of the expiration month. Trading in the expiring contract ceases at 4:15 p.m. N.Y. time.		Third Friday of the expiration month. Trading in the expiring contract ceases at 2:15 p.m. N.Y. time.	
Final settlement	Cash settlement to the closing value of the Index on the Last Trading Day for the contract			
CFTC	Yes	Yes	Yes	Yes

Source: MSCI

* Indicative Contract Value = current index price x \$50/€50

This publication contains information that is confidential and proprietary property and/or trade secret of Intercontinental Exchange, Inc. and/or its affiliates, is not to be published, reproduced, copied, disclosed or used without the express written consent of Intercontinental Exchange, Inc. and/or its affiliates.

This publication is provided for informational purposes only. The information contained herein is subject to change and does not constitute any form of warranty, representation, or undertaking. Nothing herein should in any way be deemed to alter the legal rights and obligations contained in agreements between Intercontinental Exchange, Inc. and/or any of its affiliates and their respective clients relating to any of the products or services described herein. Nothing herein is intended to constitute legal, tax, accounting, investment or other professional advice. The information found herein is neither an offer to sell nor a solicitation of an offer to buy any financial product(s). Those considering buying or selling any financial product(s) should independently consider the risk in doing so, and also any legal and regulatory requirements applicable to them in the relevant jurisdiction.

Intercontinental Exchange, Inc. and its affiliates, makes no representations or warranties whatsoever, either express or implied, as to merchantability, fitness for a particular purpose, or of title, non-infringement, quality or any other matter. Without limiting the foregoing, Intercontinental Exchange, Inc. and its affiliates makes no representation or warranty that any data or information (including but not limited to evaluations and calculations) supplied to or by it are complete or free from errors, omissions, or defects nor does it guarantee the timeliness, accuracy or completeness of any of its data or the accuracy or completeness of the IFEU Intellectual Property. No oral or written information or advice given by IFEU shall create a warranty and the information or advice may not be relied upon.

Trademarks of Intercontinental Exchange, Inc. and/or its affiliates include Intercontinental Exchange, ICE, ICE block design, NYSE, ICE Data Services, ICE Data and New York Stock Exchange. Information regarding additional trademarks and intellectual property rights of Intercontinental Exchange, Inc. and/or its affiliates is located at ice.com/terms-of-use. Other products, services, or company names mentioned herein are the property of, and may be the service mark or trademark of, their respective owners.

© 2024 Intercontinental Exchange, Inc. MSCI® and the MSCI index names are service marks of MSCI Inc. ("MSCI") or its affiliates and have been licensed for use by ICE. Futures contracts and options contracts on any MSCI index ("Index Contracts") are not sponsored, guaranteed or endorsed by MSCI, its affiliates or any other party involved in, or related to, making or compiling such MSCI index. Neither MSCI, its affiliates nor any other third party involved in, or related to, making or compiling any MSCI index makes any representations regarding the advisability of investing in such Index Contracts or expresses any opinion in respect of ICE. Neither MSCI, its affiliates nor any other third party involved in, or related to, making or compiling any MSCI index makes any warranty, express or implied, or bears any liability as to the results to be obtained by any person or any entity from the use of any such MSCI index or any data included therein. No purchaser, seller or holder of this Index Contract, or any other person or entity, should use or refer to any MSCI trade name, trademark or service mark to sponsor, endorse, market or promote this Index Contract without first contacting MSCI to determine whether MSCI's permission is required.