



Quarterly Clearing Disclosures

Q1 2026

March 31, 2026



Introduction

Intercontinental Exchange (ICE) owns and operates six clearing houses in North America, Europe and Asia.

Each quarter, clearing houses are required by IOSCO and the Committee on Payments and Market Infrastructures (CPMI) to publish disclosures¹. These provide transparency around the clearing house's financial resources during that quarter.

The disclosures are intended to help market participants and the public, to:

- compare CCP risk controls, including their financial condition and financial resources to withstand potential losses;
- have a clear, accurate and full understanding of the risks associated with a CCP;
- understand and assess a CCP's systemic importance and its impact on systemic risk in all jurisdictions and currencies for which it provides services; and
- understand and assess the risks of participating in CCPs

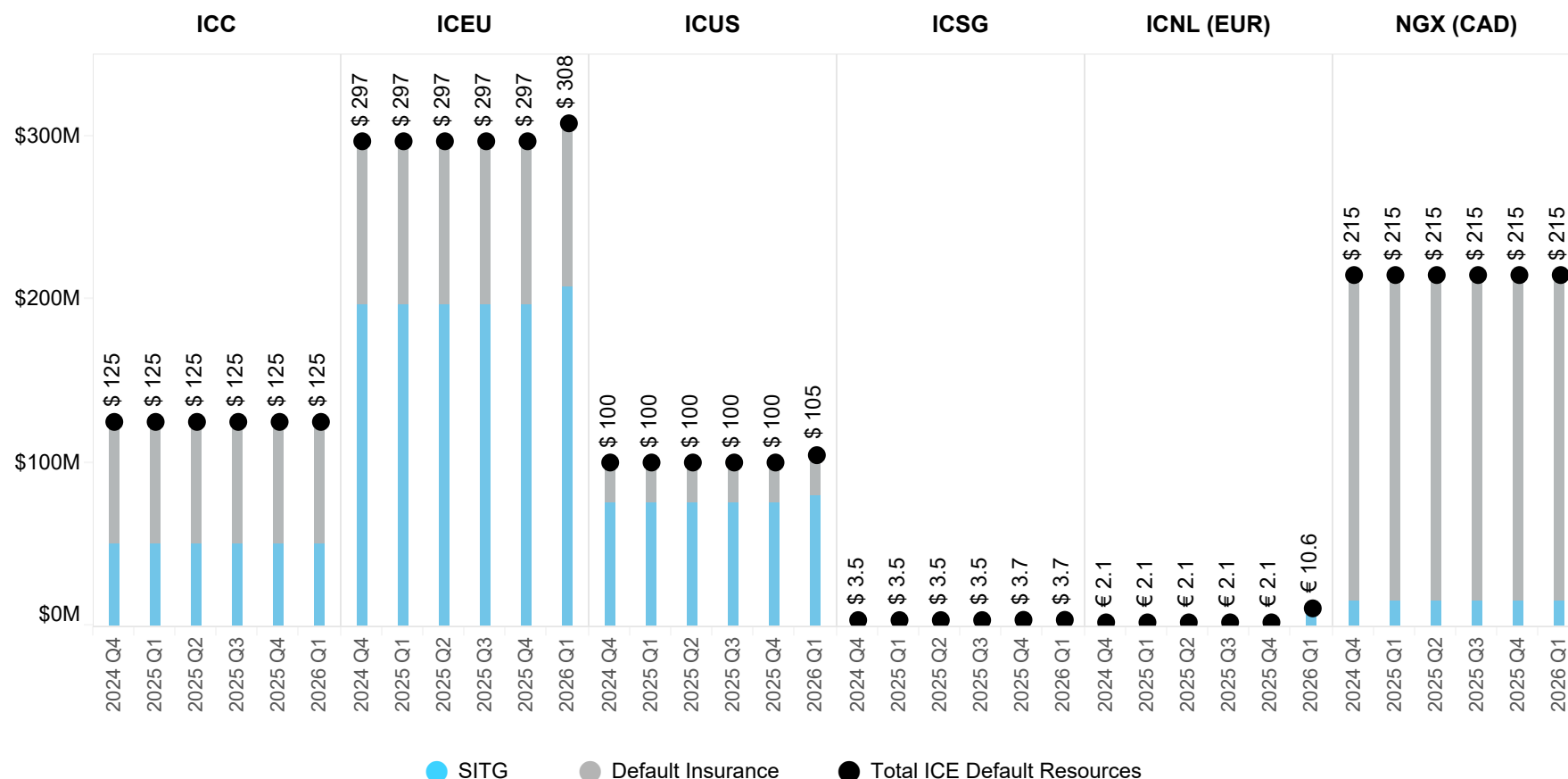
ICE recognizes the importance of operating highly transparent clearing houses such that all market participants have adequate information to fully understand the clearing process. ICE clearing houses comply with the regulatory disclosure requirements and additionally provide further public information where possible.

To complete the disclosures, ICE has significantly coordinated with other clearing houses via CCP Global and has actively led the effort to design and implement a computer friendly response template as well as led discussions to ensure consistency of responses across the clearing houses.

¹Committee on Payments and Market Infrastructures, Board of the International Organization of Securities Commissions, Public quantitative disclosure standards for central counterparties, <https://www.bis.org/cpmi/publ/d125.pdf>

Skin in the Game (SITG) & Default Insurance

ICE Default Resources



Skin in the Game (in millions)

	2024 Q4	2025 Q1	2025 Q2	2025 Q3	2025 Q4	2026 Q1
ICC	\$ 50	\$ 50	\$ 50	\$ 50	\$ 50	\$ 50
ICEU	\$ 197	\$ 197	\$ 197	\$ 197	\$ 197	\$ 208
ICUS	\$ 75	\$ 75	\$ 75	\$ 75	\$ 75	\$ 80
ICSG	\$ 3.5	\$ 3.5	\$ 3.5	\$ 3.5	\$ 3.7	\$ 3.7
ICNL	€ 2.1	€ 2.1	€ 2.1	€ 2.1	€ 2.1	€ 10.6
NGX	\$ 15	\$ 15	\$ 15	\$ 15	\$ 15	\$ 15

\$369M in ICE Skin in the Game

Default Insurance (in millions)

	2024 Q4	2025 Q1	2025 Q2	2025 Q3	2025 Q4	2026 Q1
ICC	\$ 75	\$ 75	\$ 75	\$ 75	\$ 75	\$ 75
ICEU	\$ 100	\$ 100	\$ 100	\$ 100	\$ 100	\$ 100
ICUS	\$ 25	\$ 25	\$ 25	\$ 25	\$ 25	\$ 25
ICSG	\$ 0	\$ 0	\$ 0	\$ 0	\$ 0	\$ 0
ICNL	\$ 0	\$ 0	\$ 0	\$ 0	\$ 0	\$ 0
NGX	\$ 200	\$ 200	\$ 200	\$ 200	\$ 200	\$ 200

\$400M in ICE Default Insurance

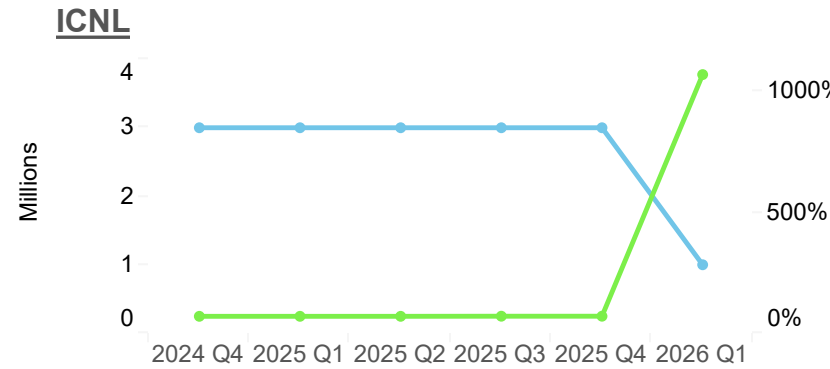
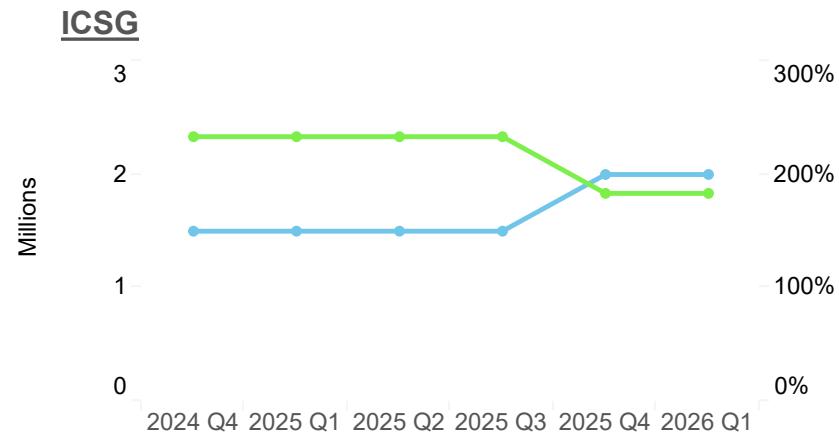
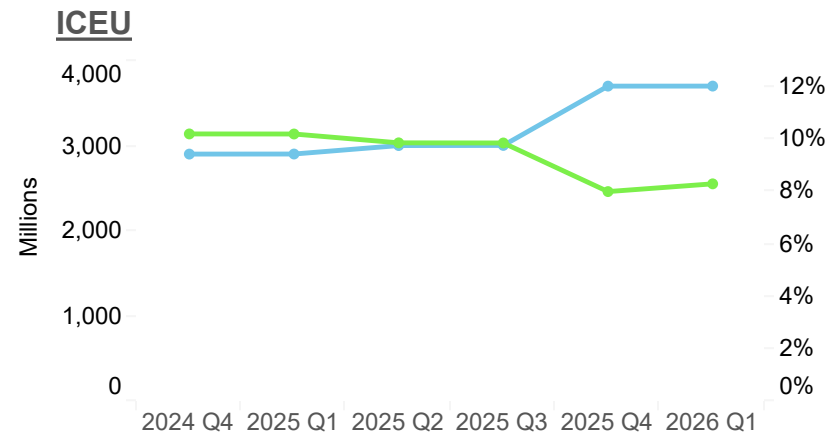
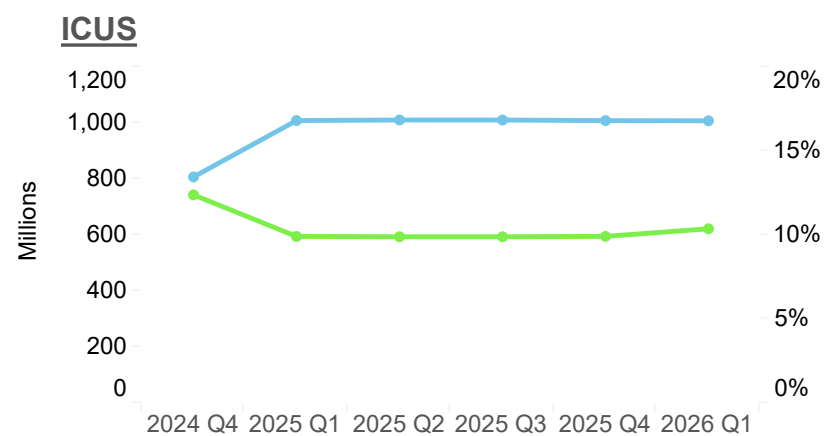
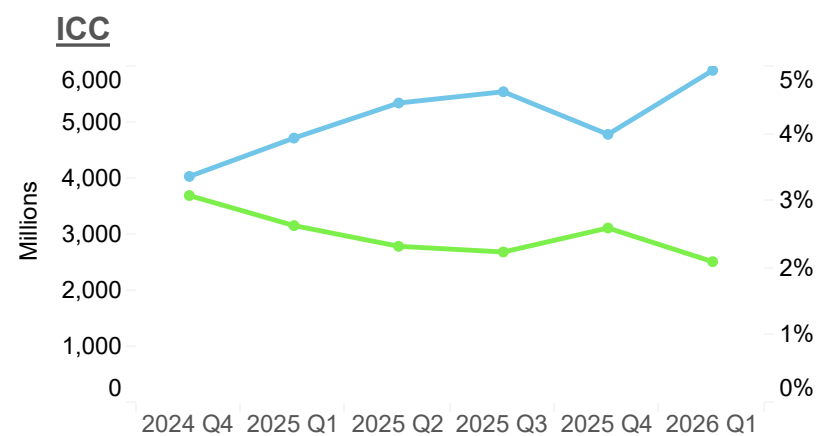
Notes:

- ICE Skin in the Game and Default Insurance Amounts reside In front of any Non-Defaulting Clearing Member Default Resources.
- ICE added a layer of default insurance to its layers of protection in 2019. The default insurance layer has been placed after and in addition to the Clearing House SITG contributions and the default insurance layer resides before the guaranty fund contributions of the non-defaulting clearing members. The default insurance was renewed with a three-year term commencing September 17, 2025, in the amount of \$100 million for ICE Clear Europe, \$75 million for ICE Clear Credit and \$25 million for ICE Clear U.S. Similar to SITG, the default insurance layer is not intended to replace or reduce the position risk-based amount of the guaranty fund.
- ICE Clear Singapore – Total Skin in the Game : \$3.7 million
 - Skin in the Game Contribution for Standard Contracts and Digital Currency Contracts - \$0.67 million
 - Additional Skin in the Game Contribution that can be used for Digital Currency Contracts only - \$3 million



Default Resources - Clearing Members

■ Default Fund Requirement in Millions ■ % ICE Default Resources as compared to Member Default Resources



Guaranty Fund held remained over collateralized at all times during the Quarter

Default Fund Requirement (in millions)

	2024 Q4	2025 Q1	2025 Q2	2025 Q3	2025 Q4	2026 Q1
ICC	\$4,047	\$4,732	\$5,358	\$5,559	\$4,798	\$5,940
ICEU	\$2,907	\$2,908	\$3,007	\$3,009	\$3,706	\$3,707
ICUS	\$808	\$1,009	\$1,011	\$1,011	\$1,009	\$1,008
ICSG	\$1.5	\$1.5	\$1.5	\$1.5	\$2.0	\$2.0
ICNL	€3	€3	€3	€3	€3	€1
NGX	NA	NA	NA	NA	NA	NA

Total ICE Default Resources as % of Participant Default Resources

	2024 Q4	2025 Q1	2025 Q2	2025 Q3	2025 Q4	2026 Q1
ICC	3%	3%	2%	2%	3%	2%
ICEU	10%	10%	10%	10%	8%	8%
ICUS	12%	10%	10%	10%	10%	10%
ICSG	33%	33%	33%	33%	33%	33%
(D) ICNL	233%	233%	233%	233%	183%	183%
ICNL	70%	70%	70%	71%	71%	1070%
NGX	NA	NA	NA	NA	NA	NA

Notes:

1. (D) Includes the Skin in the Game Contribution for Standard Contracts and Digital Currency Contracts.
2. ICE NGX is a CCP with a self funded default fund and does not require default fund contributions from its contracting parties.



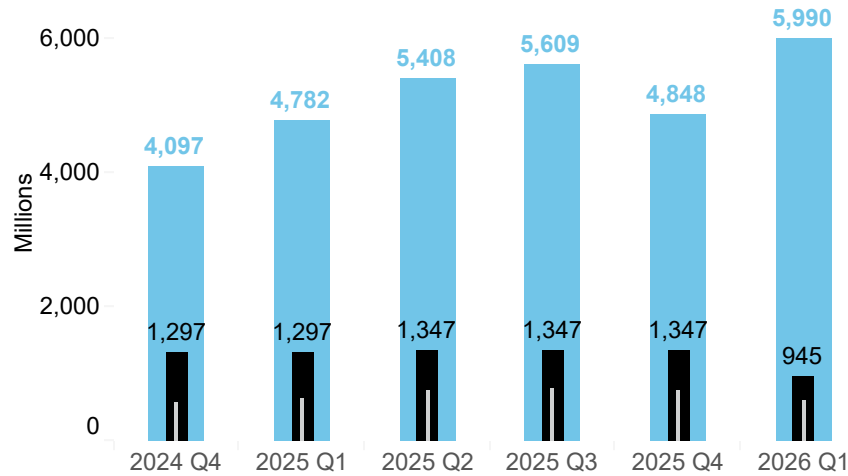
Default Resources - Stress Testing

ICE Cover 2 Stress Losses in comparison to Prefunded Default Resources

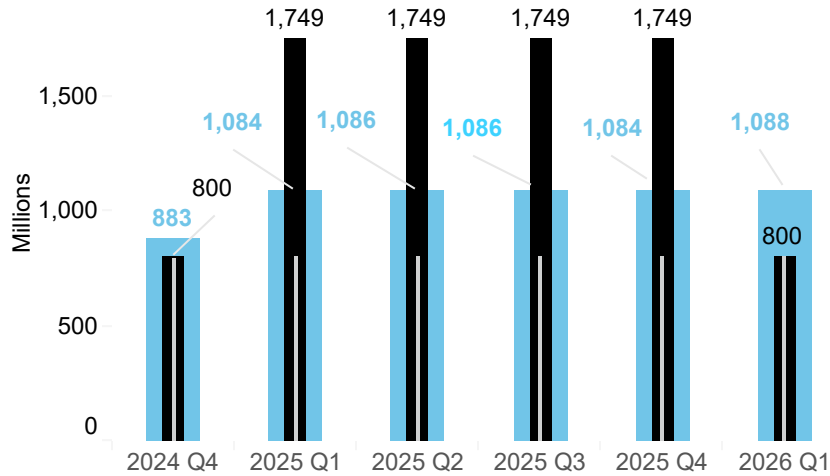
Cover 2 Stress Loss is the estimated largest aggregate stress loss (in excess of initial margin) that would be caused by the default of any two members and their affiliates in extreme but plausible market conditions.

■ Default Resources ■ Peak Stress Losses ■ Mean Stress Losses

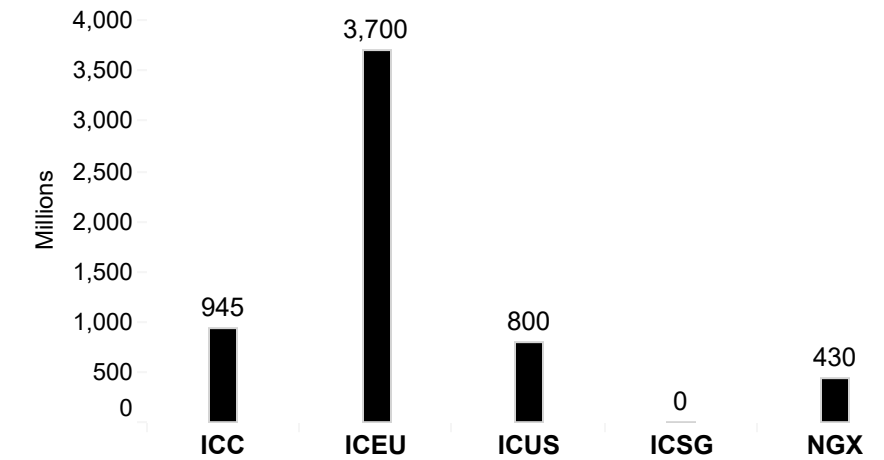
ICC



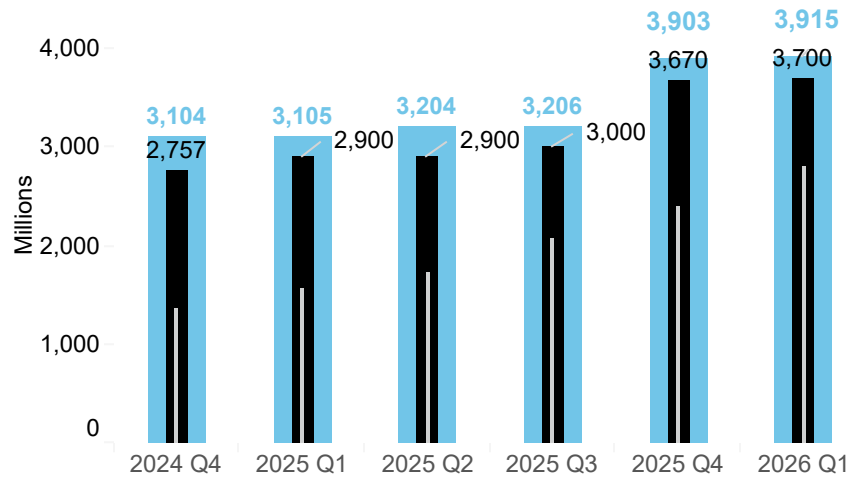
ICUS



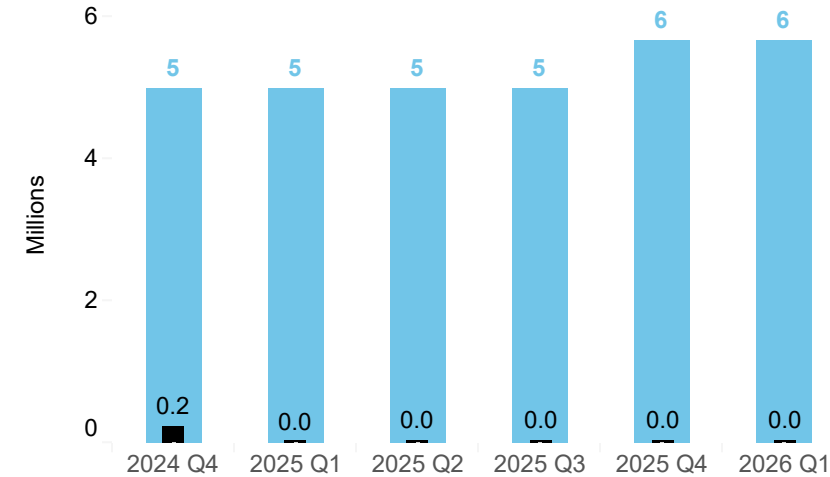
Peak Cover 2 Stress Losses During 2026 Q1



ICEU



ICSG



Cover 2 Estimated Stress Loss Exceedance:

of Days and Amount

	2024 Q4	2025 Q1	2025 Q2	2025 Q3	2025 Q4	2026 Q1
ICC, ICEU, ICSG	ZERO					
ICUS	ZERO	1 Day 664M	ZERO			
ICNL	No Open Interest during the previous 12 months					
NGX	Not Applicable					

Note: Default Resources are reported with quarter end numbers. However, Peak Stress Losses are calculated over previous 12 months.

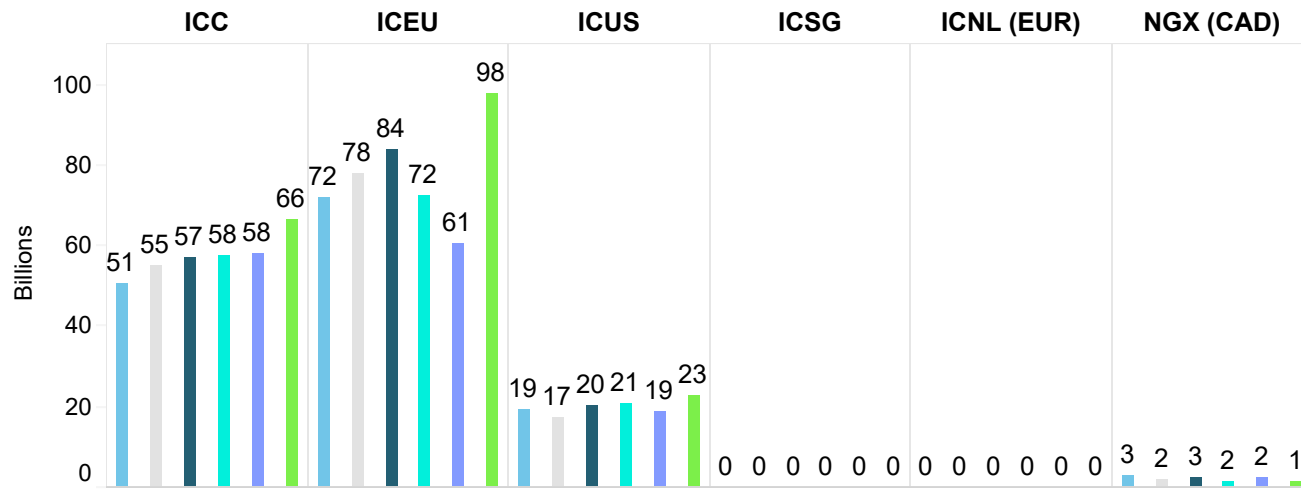


Margins

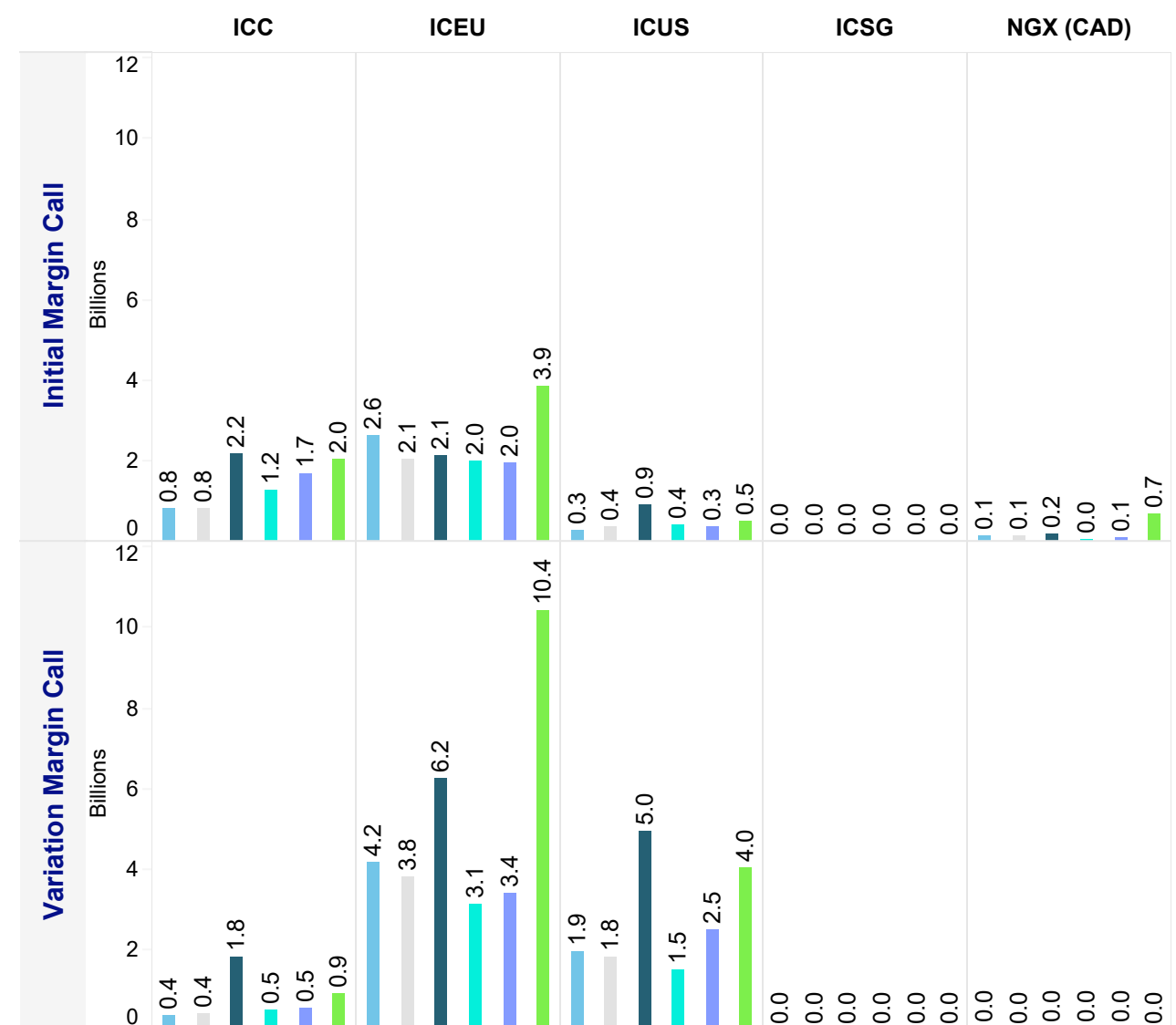
"Margin Held remained over-collateralized at all times during the Quarter"

2024 Q4 2025 Q1 2025 Q2 2025 Q3 2025 Q4 2026 Q1

Total Initial Margin Required at Quarter End



Peak Total Margin Calls during the Quarter



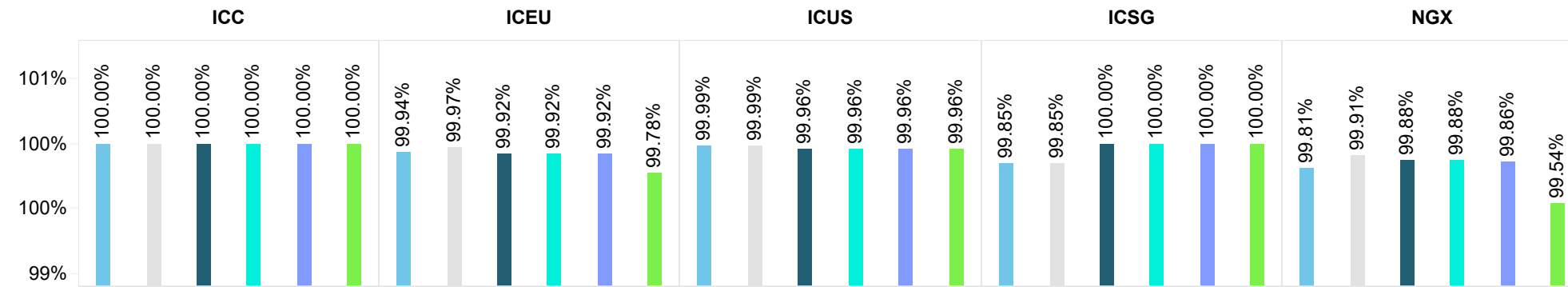
Total Initial Margin Required (in millions)

	Margin Period of Risk (MPOR)	2024 Q4	2025 Q1	2025 Q2	2025 Q3	2025 Q4	2026 Q1
ICC	At least 5 days	\$ 50,674	\$ 54,896	\$ 57,081	\$ 57,593	\$ 57,855	\$ 66,396
ICEU	1 or 2-day	\$ 71,848	\$ 78,128	\$ 83,687	\$ 72,290	\$ 60,751	\$ 97,868
ICUS	1 or 2-day	\$ 19,150	\$ 17,472	\$ 20,367	\$ 20,788	\$ 18,811	\$ 23,044
ICSG	1 day	\$ 0.1	\$ 0.1	\$ 0.1	\$ 0.1	\$ 0.2	\$ 0.1
ICNL	2 days	€ 0	€ 0	€ 0	€ 0	€ 0	€ 0
NGX	2 days	CAD 2,928	CAD 2,038	CAD 2,713	CAD 1,536	CAD 2,465	CAD 1,466

Back-Testing of Initial Margin

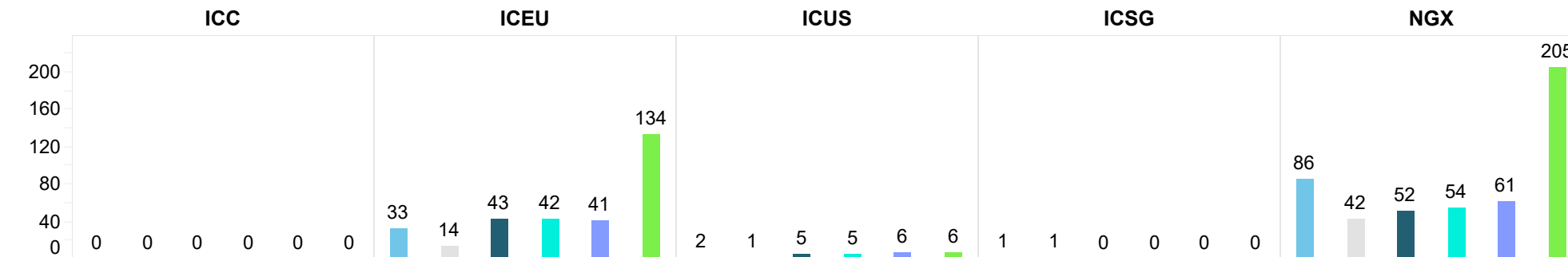
2024 Q4 2025 Q1 2025 Q2 2025 Q3 2025 Q4 2026 Q1

Achieved Coverage Level in Previous 12 Months

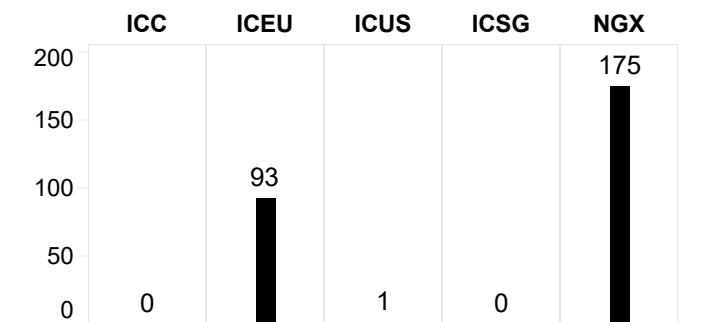


"Achieved backtest coverage level over previous 12 months remained significantly higher than the regulatory requirement"

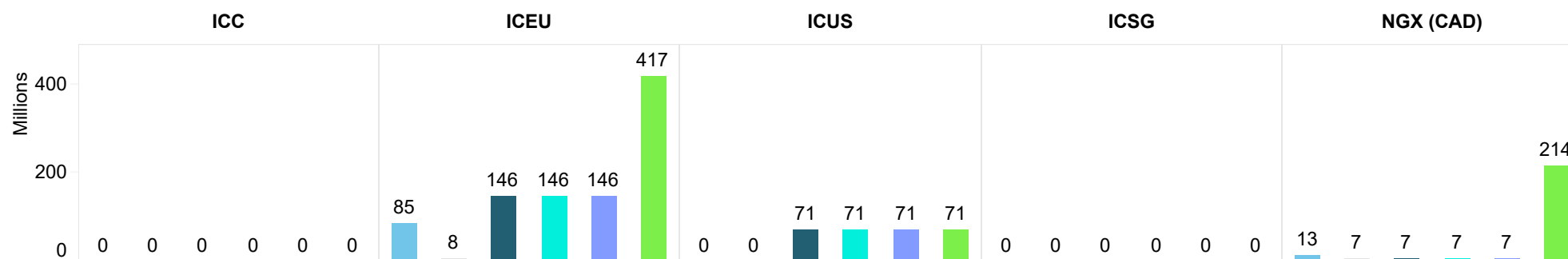
Number of Breaches in Previous 12 Months



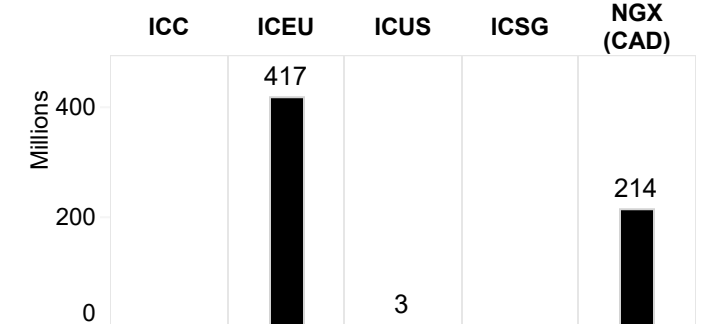
Number of Breaches in 2026 Q1



Peak Breach Amount in Previous 12 Months



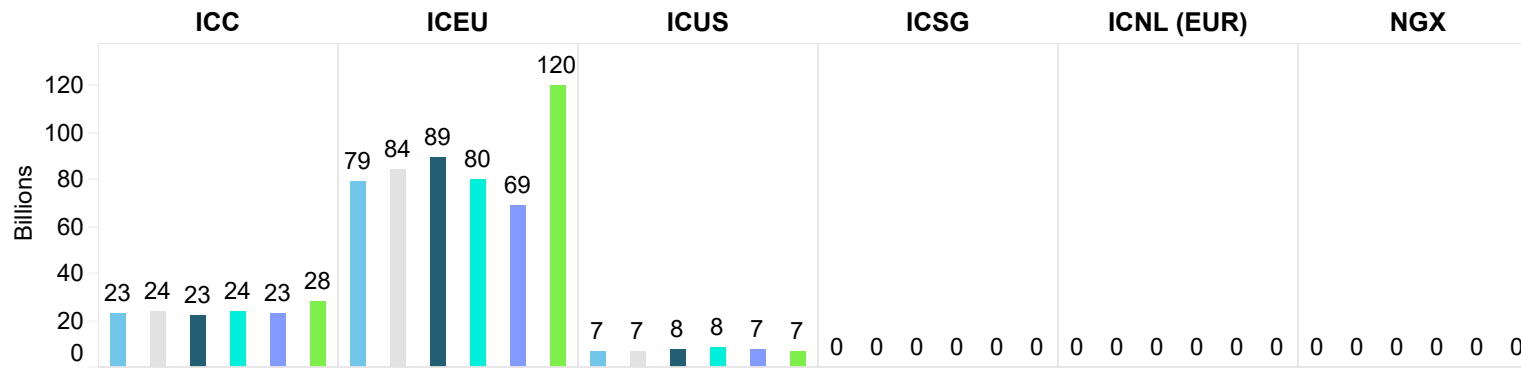
Peak Breach Amount in 2026 Q1



Liquidity

2024 Q4 2025 Q1 2025 Q2 2025 Q3 2025 Q4 2026 Q1

Available Liquid Resources at Quarter End

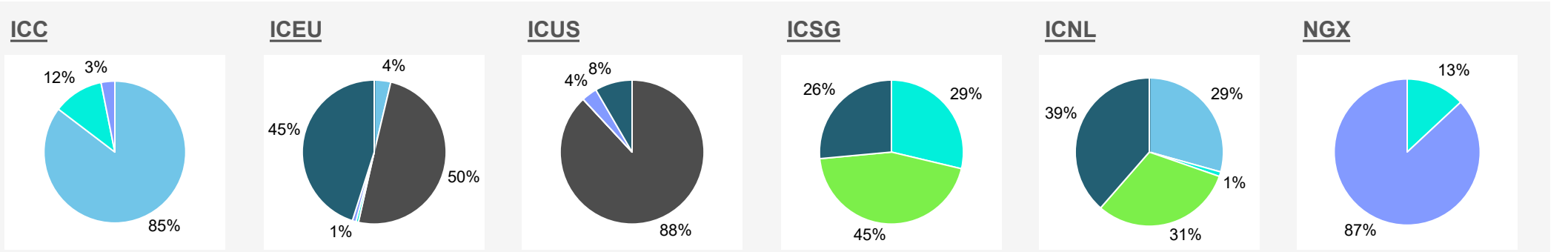


Available Liquid Resources (in millions)

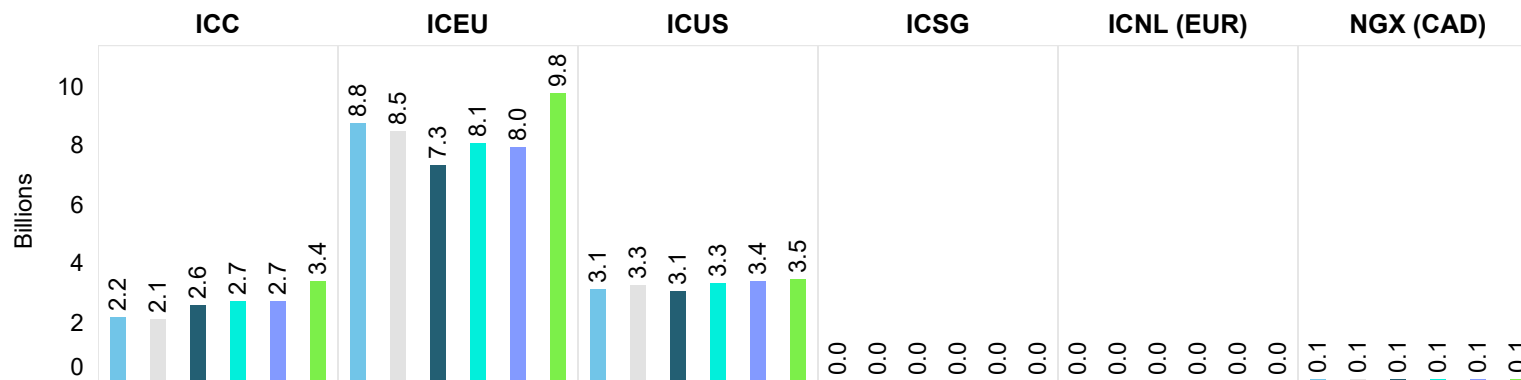
	2024 Q4	2025 Q1	2025 Q2	2025 Q3	2025 Q4	2026 Q1
ICC	\$ 23,345	\$ 23,852	\$ 22,531	\$ 24,263	\$ 23,236	\$ 28,237
ICEU	\$ 79,243	\$ 84,496	\$ 89,142	\$ 80,360	\$ 68,769	\$ 120,065
ICUS	\$ 7,041	\$ 6,649	\$ 7,619	\$ 8,341	\$ 7,470	\$ 7,125
ICSG	\$ 22	\$ 22	\$ 22	\$ 22	\$ 23	\$ 22
ICNL	€ 29	€ 28	€ 28	€ 27	€ 35	€ 32
NGX	\$ 345	\$ 345	\$ 345	\$ 345	\$ 345	\$ 345

Resources

- % of Cash Deposited at Central Banks
- % of Cash Deposited at Other Central Banks
- % Secured Cash at Commerical Banks (incl..)
- % Unsecured Cash at Commerical Banks
- % Secured Committed Lines of Credit
- % Unsecured Committed Lines of Credit
- % Highly Marketable Collateral
- % Unsecured at Commercial Banks



Peak Estimated Aggregated Cover 1 Liquidity Requirement during the Quarter



Maximum Estimated Aggregated Cover 1 Liquidity Requirement

	2024 Q4	2025 Q1	2025 Q2	2025 Q3	2025 Q4	2026 Q1
ICC	\$2,201	\$2,083	\$2,610	\$2,714	\$2,718	\$3,398
ICEU	\$8,802	\$8,512	\$7,339	\$8,103	\$7,970	\$9,780
ICUS	\$3,099	\$3,268	\$3,088	\$3,338	\$3,406	\$3,460
ICSG	\$0.06	\$0.02	\$0.06	\$0.09	\$0.02	\$0.00
ICNL	€0	€0	€0	€0	€0	€0
NGX	CAD 85	CAD 65	CAD 90	CAD 90	CAD 64	CAD 71

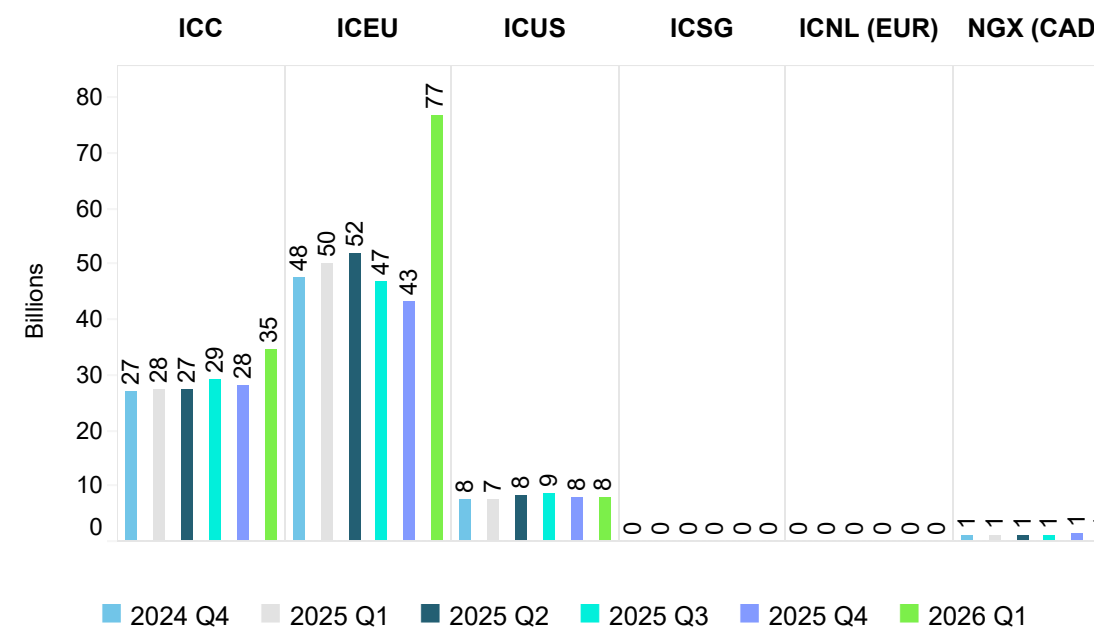
Requirements



Total Cash Received

	ICC	ICEU	ICUS	ICSG	ICNL	NGX	ICE Total
	USD	USD	USD	USD	EUR	CAD	USD
Cash Received at March 31, 2026	34,537M	76,890M	7,911M	7M	1M	1,064M	120,111M
% held at Central Banks	72.2%	5.8%	0.0%	0.0%	100.0%	0.0%	
% Overnight Reverse Repo	16.9%	77.0%	93.7%	0.0%	0.0%	0.0%	
% Unsecured at Commercial Banks	10.9%	0.9%	0.0%	10.9%	0.0%	100.0%	
% in Money Market Funds	0.0%	0.0%	0.0%	89.1%	0.0%	0.0%	
% in Govt. Sovereign Bonds	0.0%	16.3%	6.3%	0.0%	0.0%	0.0%	
Total Collateral Received as Initial Margin and Default Fund	77,730M	118,693M	24,583M	7M	1M	5,724M	225,127M
% Cash	44.4%	64.8%	32.2%	100.0%	100.0%	18.6%	53.4%
% Non Cash	55.6%	35.2%	67.8%	0.0%	0.0%	81.4%	46.6%

Total Cash Received as Initial Margin and Default Fund



“Cash Received from members was and continues to be safeguarded at Central Bank Account, where Central Bank access was available. Majority of the remaining cash was held at well diversified and highly creditworthy reverse repurchase counterparties or was held in short dated sovereign bonds. Small portion of the cash was held at well diversified and highly creditworthy commercial banks.”

Operational Availability

Actual availability of the core systems(s) - previous 12 months

	2024 Q4	2025 Q1	2025 Q2	2025 Q3	2025 Q4	2026 Q1
ICC	100.00%	100.00%	99.97%	99.97%	99.97%	99.97%
ICEU	99.99%	99.99%	99.99%	99.99%	100.00%	99.99%
ICUS	100.00%	100.00%	100.00%	100.00%	100.00%	100.00%
ICSG	100.00%	100.00%	100.00%	100.00%	100.00%	100.00%
ICNL	100.00%	100.00%	100.00%	100.00%	100.00%	100.00%
NGX	100.00%	100.00%	100.00%	100.00%	100.00%	100.00%

	2024 Q4	2025 Q1	2025 Q2	2025 Q3	2025 Q4	2026 Q1
Total Outages	1	1	2	2	1	2
ICEU	1	1	1	1		1
ICC			1	1	1	1

“Four of the Six ICE Clearing Houses experienced Zero Operational Outages and their Core Clearing Systems remained available at 100% over the last 12 months. Remaining one clearing house experienced minor system failures and remained available over 99.9%”

Q1 2026 Recap

- 390+ unique clearing members, thousands of clients across ICE Clearing Houses
- \$369 Million in ICE Skin in the Game
- \$400 Million in ICE Default Insurance protection layer that resides ahead of guaranty fund contributions of non-defaulting clearing members
- Collateral held remained over-collateralized at all times
- Zero Cover 2 or Liquidity Stress Testing Breaches
- Margin Coverage remained Regulatory Compliant
- No Defaults during the Quarter High Operational Availability

Q1 2026



Questions

For questions regarding the **CPMI-IOSCO
Quantitative Disclosures:**
ICEPFMIResponse@Ice.com



Limitations

This presentation contains information that is confidential and proprietary property and/or a trade secret of Intercontinental Exchange, Inc. and/or its affiliates, and is not to be published, reproduced, copied, disclosed or used without the express written consent of Intercontinental Exchange, Inc. and/or its affiliates.

This presentation is provided for informational purposes only. The information contained herein is subject to change and does not constitute any form of warranty, representation, or undertaking. Nothing herein should in any way be deemed to alter the legal rights and obligations contained in agreements between Intercontinental Exchange, Inc. and/or any of its affiliates and their respective clients relating to any of the products or services described herein. Nothing herein is intended to constitute legal, tax, accounting, investment or other professional advice.

Intercontinental Exchange, Inc. and its affiliates make no warranties whatsoever, either express or implied, as to merchantability, fitness for a particular purpose, or any other matter. Without limiting the foregoing, Intercontinental Exchange, Inc. and its affiliates make no representation or warranty that any data or information (including but not limited to evaluations) supplied to or by it are complete or free from errors, omissions, or defects.

Trading and execution services are offered through ICE Bonds Securities Corporation or ICE Bonds member FINRA, MSRB, and SIPC. The information found herein has been prepared solely for informational purposes and should not be considered investment advice, is neither an offer to sell nor a solicitation of an offer to buy any financial product(s), is intended for institutional investors only and is not intended for retail customer use. "ICE Bonds" is a marketing name used to describe Intercontinental Exchange, Inc.'s (ICE) Fixed Income offering, to include execution services and ETF related services.

Fixed income evaluations, continuous evaluated pricing, end-of-day evaluations, evaluated curves, model-based curves, Size-Adjusted Pricing and Fair Value Information Services related to securities are provided in the US through ICE Data Pricing & Reference Data, LLC and internationally through ICE Data Services entities in Europe and Asia Pacific. ICE Data Pricing & Reference Data, LLC is a registered investment adviser with the US Securities and Exchange Commission. Additional information about ICE Data Pricing & Reference Data, LLC is available on the SEC's website at www.adviserinfo.sec.gov. A copy of ICE Data Pricing & Reference Data, LLC's Form ADV is available upon request.

ICE Data Services refers to a group of products and services offered by certain Intercontinental Exchange, Inc. (NYSE:ICE) companies and is the marketing name used for ICE Data Services, Inc. and its affiliates globally, including ICE Data Indices, LLC, ICE Data Pricing & Reference Data, LLC, ICE Data Derivatives, Inc., ICE Data Analytics, LLC, ICE Data Connectivity & Feeds, Inc., and certain other data products and services offered by other affiliates of Intercontinental Exchange, Inc. (NYSE:ICE).

Trademarks of Intercontinental Exchange, Inc. and/or its affiliates include Intercontinental Exchange, ICE, ICE block design, NYSE, ICE Data Services, ICE Data and New York Stock Exchange. Information regarding additional trademarks and intellectual property rights of Intercontinental Exchange, Inc. and/or its affiliates is located at <http://www.ice.com/terms-of-use>. Other products, services, or company names mentioned herein are the property of, and may be the service mark or trademark of, their respective owners.

© 2025 Intercontinental Exchange, Inc. All rights reserved.

About Intercontinental Exchange

[Intercontinental Exchange](#) (NYSE:ICE) is a Fortune 500 company that operates a leading network of [global futures](#), equity and equity options exchanges, as well as [mortgage technology](#), and [global clearing](#) and [data services](#) across financial and commodity markets. The [New York Stock Exchange](#) is the world leader in capital raising, listings and equities trading.

Trademarks of ICE and/or its affiliates include Intercontinental Exchange, ICE, ICE block design, NYSE and New York Stock Exchange. Information regarding additional trademarks and intellectual property rights of Intercontinental Exchange, Inc. and/or its affiliates is located at <http://www.ice.com/terms-of-use>.