



Quarterly Clearing Disclosures

Q1 2025

May 30, 2025



Introduction

Intercontinental Exchange (ICE) owns and operates six clearing houses in North America, Europe and Asia.

Each quarter, clearing houses are required by IOSCO and the Committee on Payments and Market Infrastructures (CPMI) to publish disclosures¹. These provide transparency around the clearing house's financial resources during that quarter.

The disclosures are intended to help market participants and the public, to:

- compare CCP risk controls, including their financial condition and financial resources to withstand potential losses;
- have a clear, accurate and full understanding of the risks associated with a CCP;
- understand and assess a CCP's systemic importance and its impact on systemic risk in all jurisdictions and currencies for which it provides services; and
- understand and assess the risks of participating in CCPs

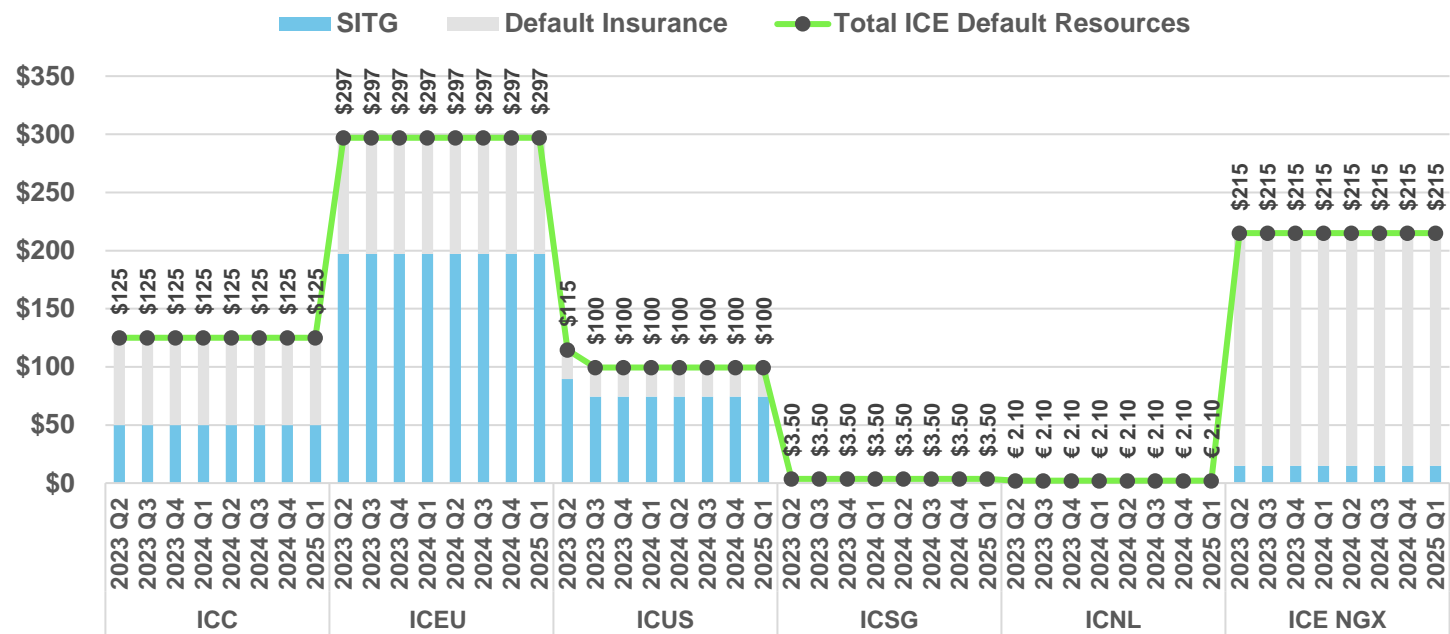
ICE recognizes the importance of operating highly transparent clearing houses such that all market participants have adequate information to fully understand the clearing process. ICE clearing houses comply with the regulatory disclosure requirements and additionally provide further public information where possible.

To complete the disclosures, ICE has significantly coordinated with other clearing houses via CCP Global and has actively led the effort to design and implement a computer friendly response template as well as led discussions to ensure consistency of responses across the clearing houses.

¹Committee on Payments and Market Infrastructures, Board of the International Organization of Securities Commissions, Public quantitative disclosure standards for central counterparties, <https://www.bis.org/cpmi/publ/d125.pdf>

Skin in the Game (SITG) & Default Insurance

ICE Default Resources



- Notes:
- ICE Skin in the Game and Default Insurance Amounts reside In front of any Non-Defaulting Clearing Member Default Resources.
 - ICE added a layer of default insurance to its layers of protection in 2019. The default insurance layer has been placed after and in addition to the Clearing House SITG contributions and the default insurance layer resides before the guaranty fund contributions of the non-defaulting clearing members. The default insurance was renewed with a three-year term commencing September 17, 2022, in the amount of \$100 million for ICE Clear Europe, \$75 million for ICE Clear Credit and \$25 million for ICE Clear U.S. Similar to SITG, the default insurance layer is not intended to replace or reduce the position risk-based amount of the guaranty fund.
 - ICE Clear U.S. – Total Skin in the Game : \$75 million
 - Skin in the Game Contribution for Standard Contracts and Digital Currency Contracts - \$75 million
 - Skin in the Game Contribution for Digital Currency Contracts has been reduced from \$15 million to 0 as of Sep 29th, 2023.
 - ICE Clear Singapore – Total Skin in the Game : \$3.5 million
 - Skin in the Game Contribution for Standard Contracts and Digital Currency Contracts - \$0.5 million
 - Additional Skin in the Game Contribution that can be used for Digital Currency Contracts only - \$3 million

Skin In The Game (in millions)	2023 Q4	2024 Q1	2024 Q2	2024 Q3	2024 Q4	2025 Q1
ICC	\$ 50	\$ 50	\$ 50	\$ 50	\$50	\$50
ICEU	\$ 197	\$ 197	\$ 197	\$ 197	\$ 197	\$ 197
ICUS	\$ 75	\$ 75	\$ 75	\$ 75	\$ 75	\$ 75
ICSG	\$ 3.5	\$ 3.5	\$ 3.5	\$ 3.5	\$ 3.5	\$ 3.5
ICNL	€ 2.1	€ 2.1	€ 2.1	€ 2.1	€ 2.1	€ 2.1
ICE NGX	\$ 15	\$ 15	\$ 15	\$ 15	\$15	\$15

\$ 343 Million in ICE Skin in the Game

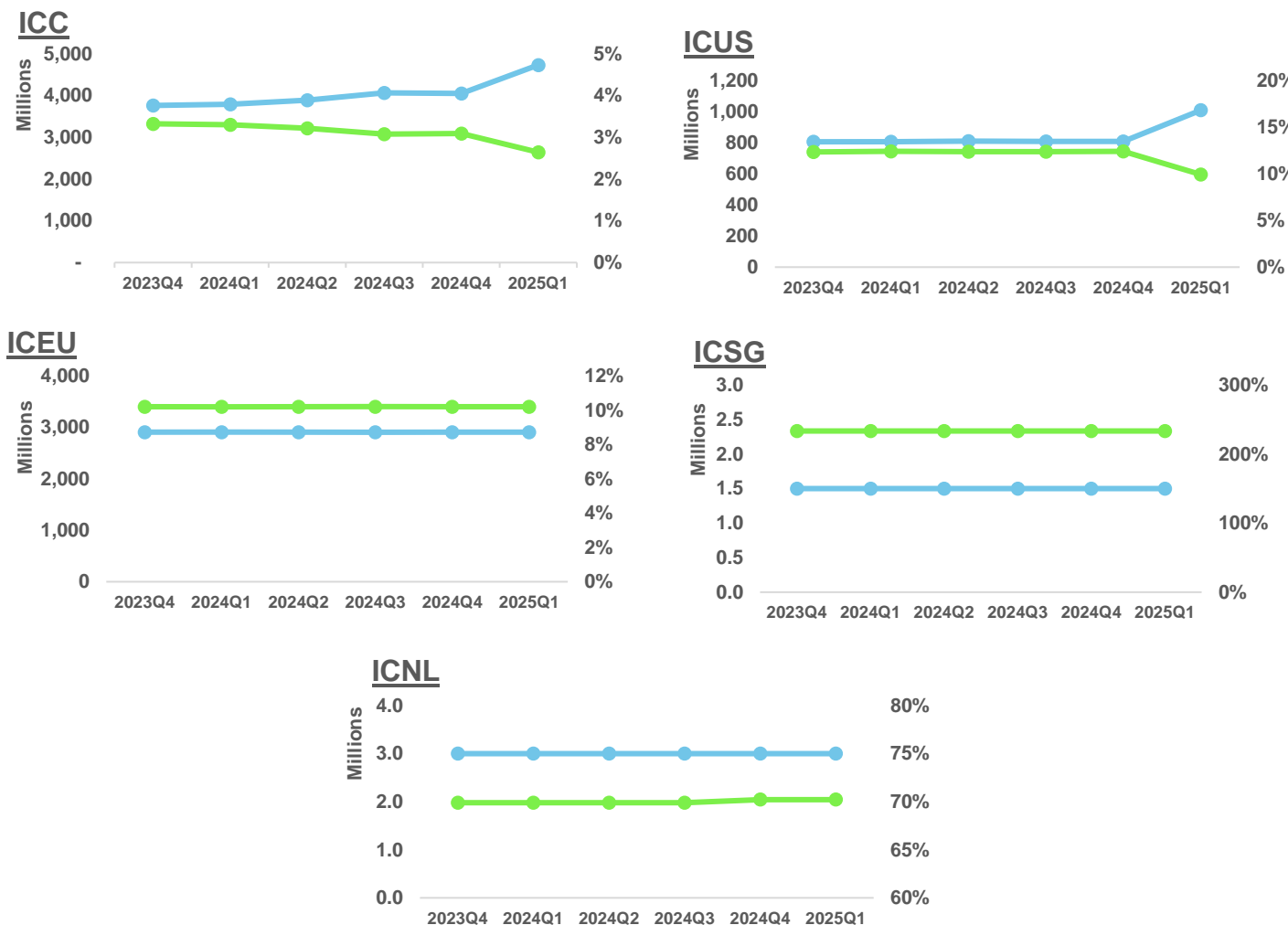
Default Insurance (in millions)	2023 Q4	2024 Q1	2024 Q2	2024 Q3	2024 Q4	2025 Q1
ICC	\$ 75	\$ 75	\$ 75	\$ 75	\$75	\$75
ICEU	\$ 100	\$ 100	\$ 100	\$ 100	\$ 100	\$ 100
ICUS	\$ 25	\$ 25	\$ 25	\$ 25	\$ 25	\$ 25
ICSG	\$ 0	\$ 0	\$ 0	\$ 0	\$ 0	\$ 0
ICNL	\$ 0	\$ 0	\$ 0	\$ 0	\$ 0	\$ 0
ICE NGX	\$ 200	\$ 200	\$ 200	\$ 200	\$ 200	\$ 200

\$ 400 Million in ICE Default Insurance



Default Resources – Clearing Members

● Default Fund Requirement in Millions \$ ● % ICE Default Resources as compared to Member Default Resources



Guaranty Fund held remained over-collateralized at all times during the Quarter

Default Fund Requirement (in millions)	2023 Q4	2024 Q1	2024 Q2	2024 Q3	2024 Q4	2025 Q1
ICC	\$ 3,762	\$ 3,790	\$ 3,886	\$ 4,060	\$ 4,047	\$ 4,732
ICEU	\$ 2,910	\$ 2,908	\$ 2,906	\$ 2,910	\$ 2,907	\$ 2,908
ICUS	\$ 806	\$ 807	\$ 810	\$ 809	\$ 808	\$ 1,009
ICSG	\$ 1.5	\$ 1.5	\$ 1.5	\$ 1.5	\$ 1.5	\$ 1.5
ICNL	€ 3	€ 3	€ 3	€ 3	€ 3	€ 3
ICE NGX	NA	NA	NA	NA	NA	NA

Total ICE Default Resources as % of Participant Default Resources	2023 Q4	2024 Q1	2024 Q2	2024 Q3	2024 Q4	2025 Q1
ICC	3.3%	3.3%	3.2%	3.1%	3.1%	2.6%
ICEU	10.2%	10.2%	10.2%	10.2%	10.2%	10.2%
ICUS	12.3%	12.4%	12.4%	12.4%	12.4%	9.9%
ICSG	33.3% *233.3%	33.3% *233.3%	33.3% *233.3%	33.3% *233.3%	33.3% *233.3%	33.3% *233.3%
ICNL	69.9%	69.9%	69.9%	70.2%	70.2%	70.2%
ICE NGX	NA	NA	NA	NA	NA	NA

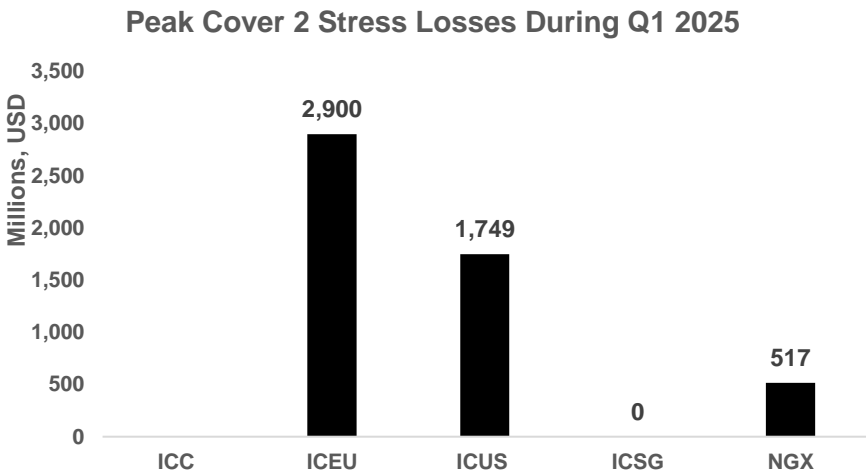
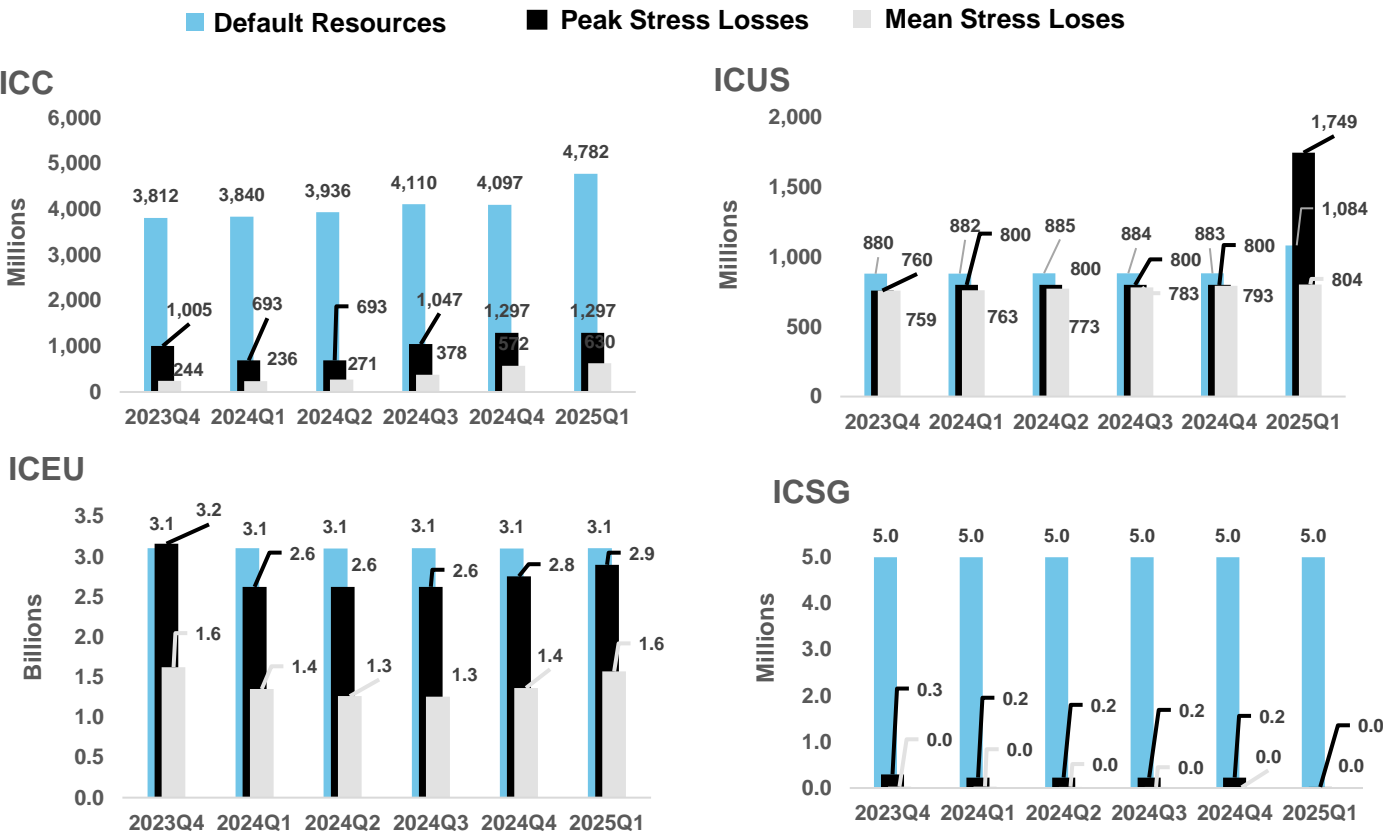
Notes:

- * Includes the Skin in the Game Contribution for Standard Contracts and Digital Currency Contracts
- ICE NGX is a CCP with a self funded default fund and does not require default fund contributions from its contracting parties.

Default Resources – Stress Testing

ICE Cover 2 Stress Losses in comparison to Prefunded Default Resources

Cover 2 Stress Loss is the estimated largest aggregate stress loss (in excess of initial margin) that would be caused by the default of any two members and their affiliates in extreme but plausible market conditions.

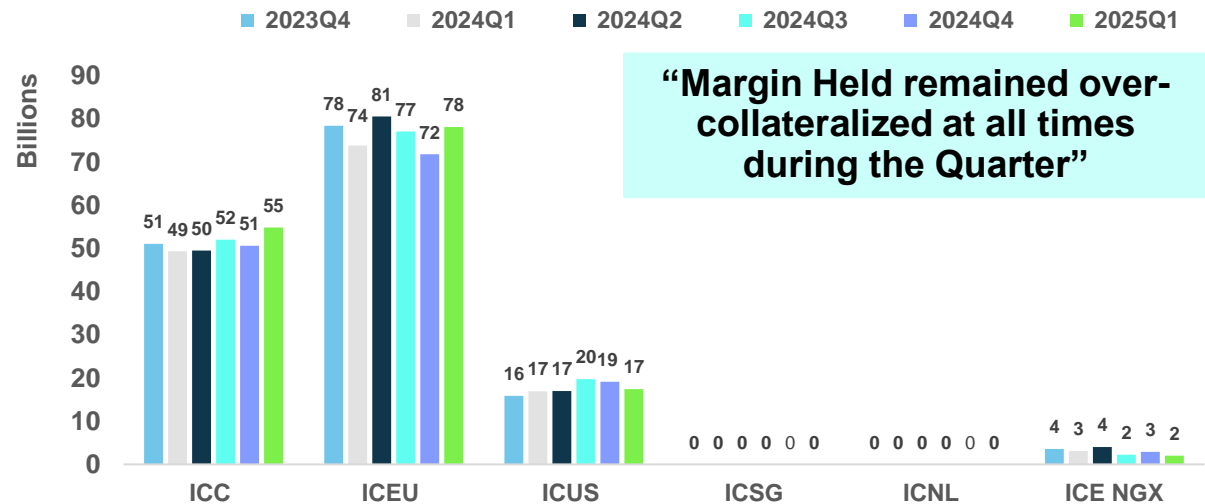


Cover 2 Estimated Stress Loss Exceedance: # of Days and Amount	2023 Q4	2024 Q1	2024 Q2	2024 Q3	2024 Q4	2025 Q1
	ZERO					1 Day 664M
ICC, ICEU, ICSG	ZERO					
ICUS	ZERO					
ICNL	No Open Interest during the previous 12 months					
ICE NGX	Not Applicable					

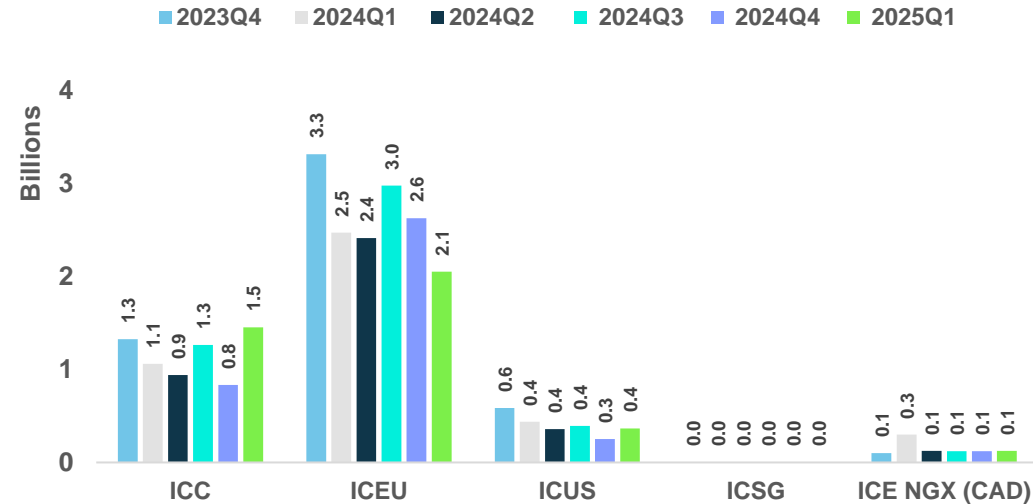
Note:
1. Default Resources are reported with quarter end numbers. However, Peak Stress Losses are calculated over previous 12 months.

Margins

Total Initial Margin Required at Quarter End

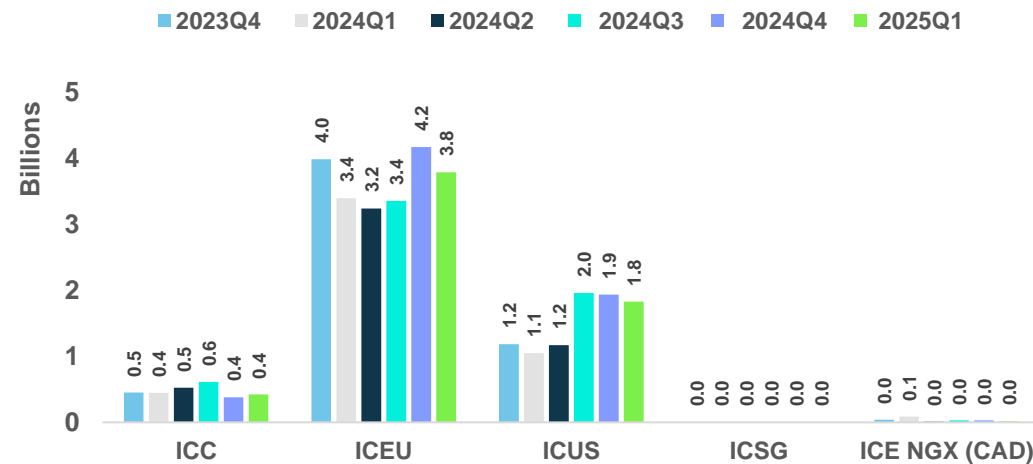


Peak Total Initial Margin Call during the Quarter

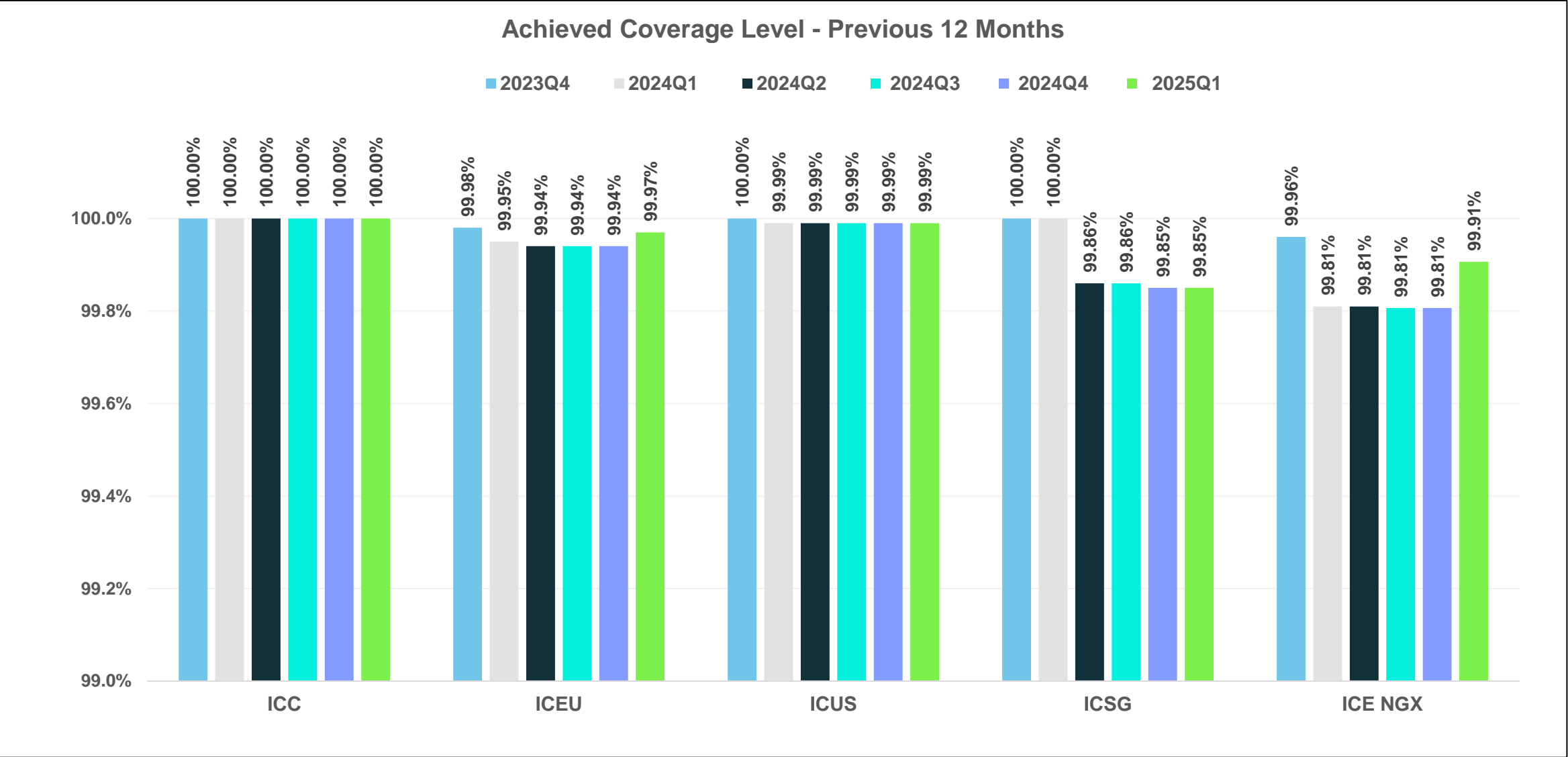


Total Initial Margin Required (in millions)	Margin Period of Risk (MPOR)	2023 Q4	2024 Q1	2024 Q2	2024 Q3	2024 Q4	2025 Q1
ICC	At least 5 days	\$ 51,081	\$ 49,374	\$ 49,536	\$ 52,046	\$ 50,673	\$ 54,896
ICEU	1 or 2-day	\$ 78,448	\$ 73,839	\$ 80,600	\$ 77,108	\$ 71,848	\$ 78,128
ICUS	1 or 2-day	\$ 15,850	\$ 16,949	\$ 16,979	\$ 19,764	\$ 19,150	\$ 17,472
ICSG	1 day	\$ 0.1	\$ 0.4	\$ 0.3	\$ 0.1	\$ 0.1	\$ 0.1
ICNL	2 days	€ 0	€ 0	€ 0	€ 0	€ 0	€ 0
ICE NGX	2 days	CAD 3,538	CAD 3,100	CAD 3,999	CAD 2,217	CAD 2,928	CAD 2,038

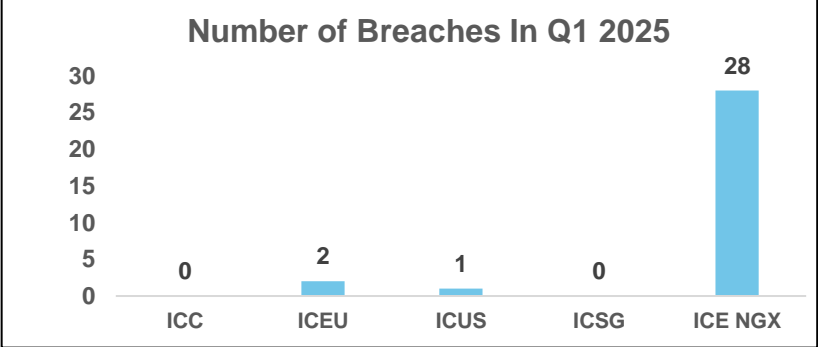
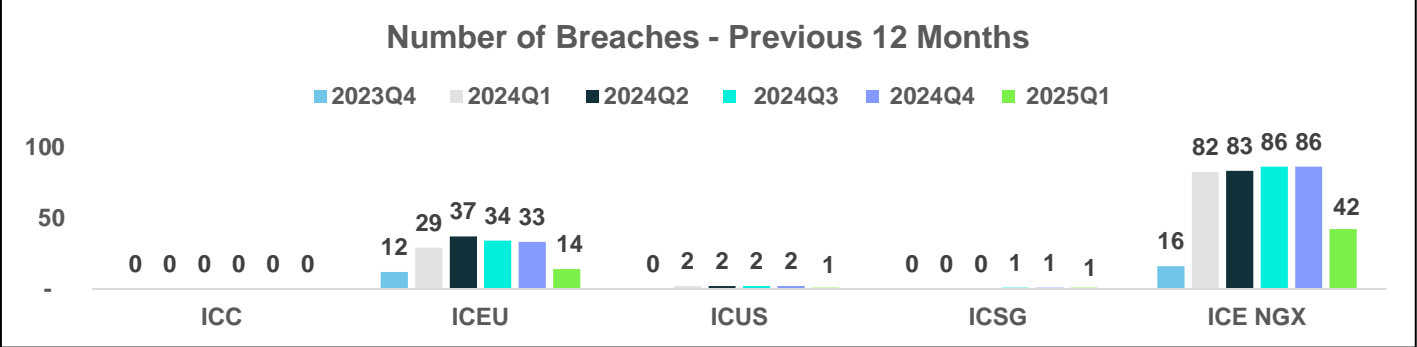
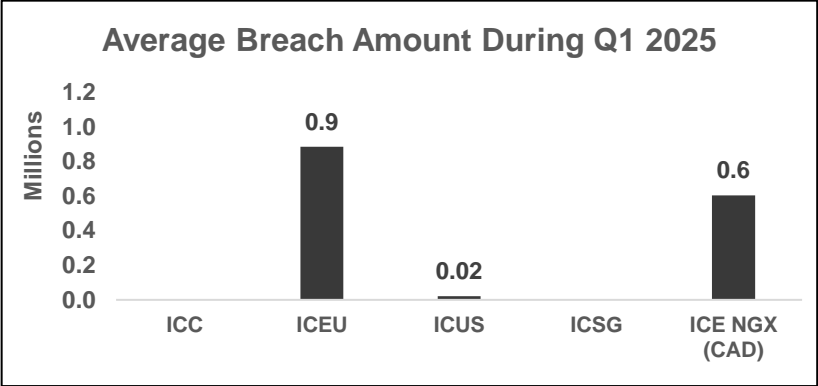
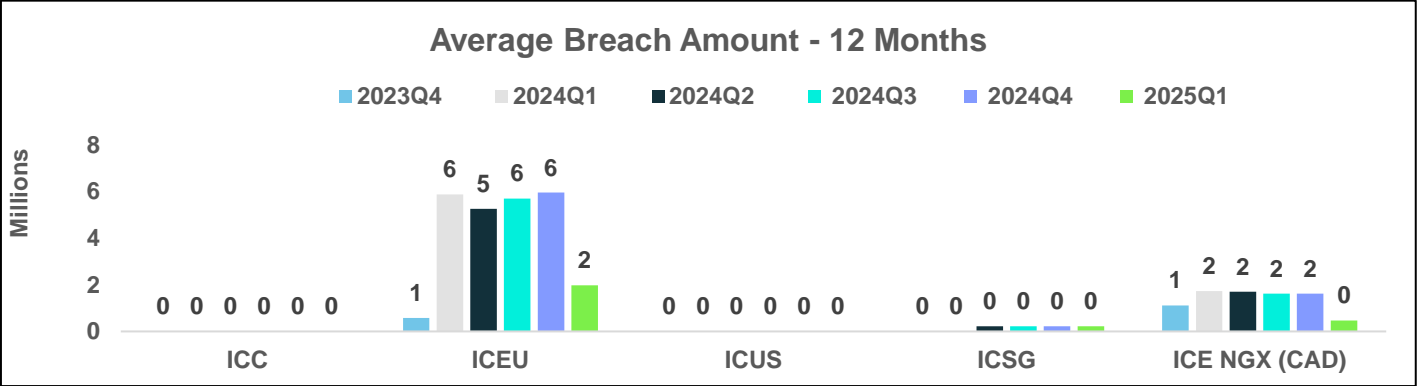
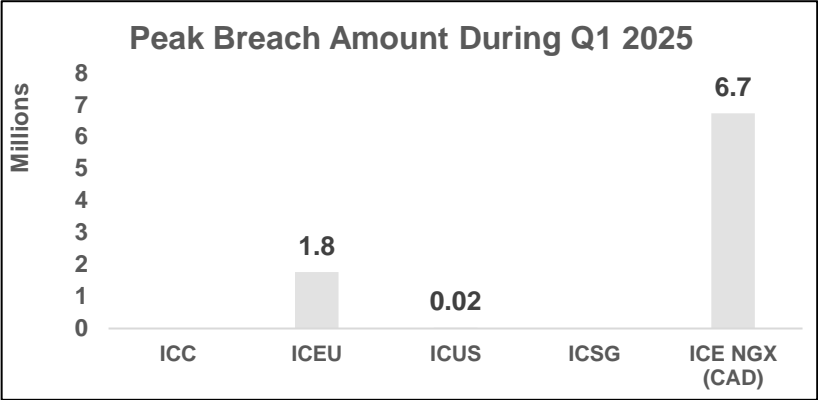
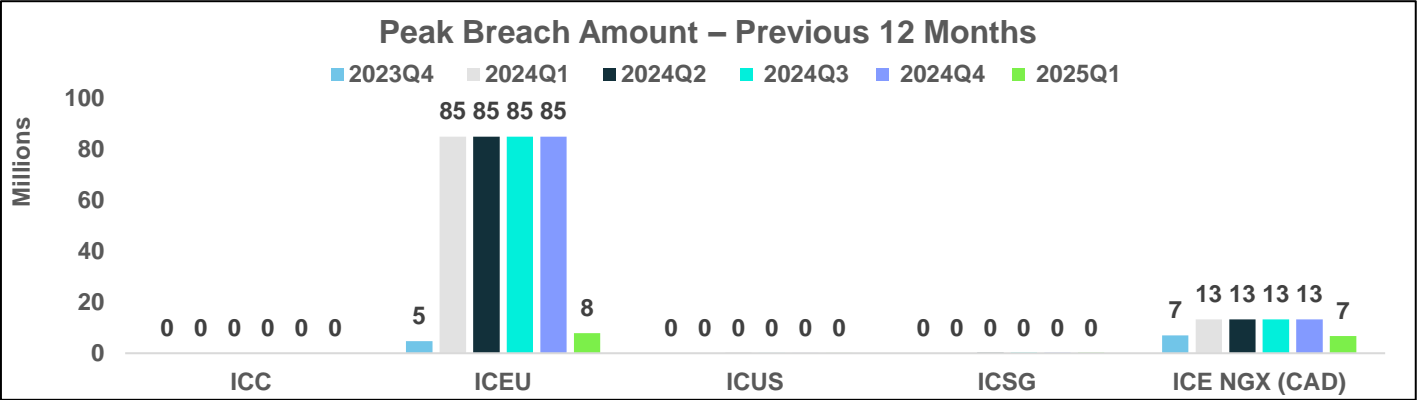
Peak Total Variation Margin during the Quarter



Back-Testing of Initial Margin



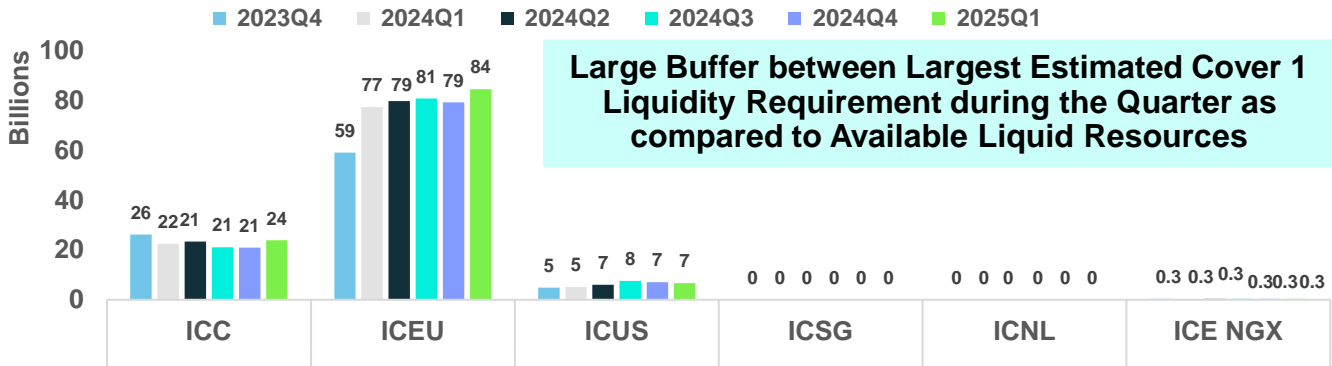
Back-Testing of Initial Margin



Liquidity

Resources

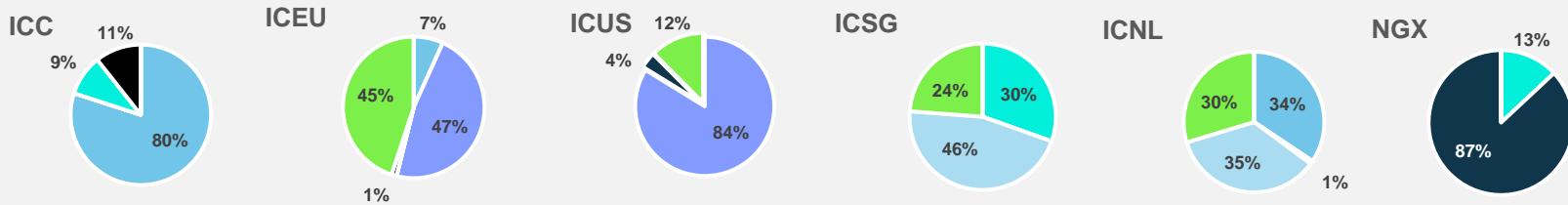
Available Liquid Resources at Quarter End



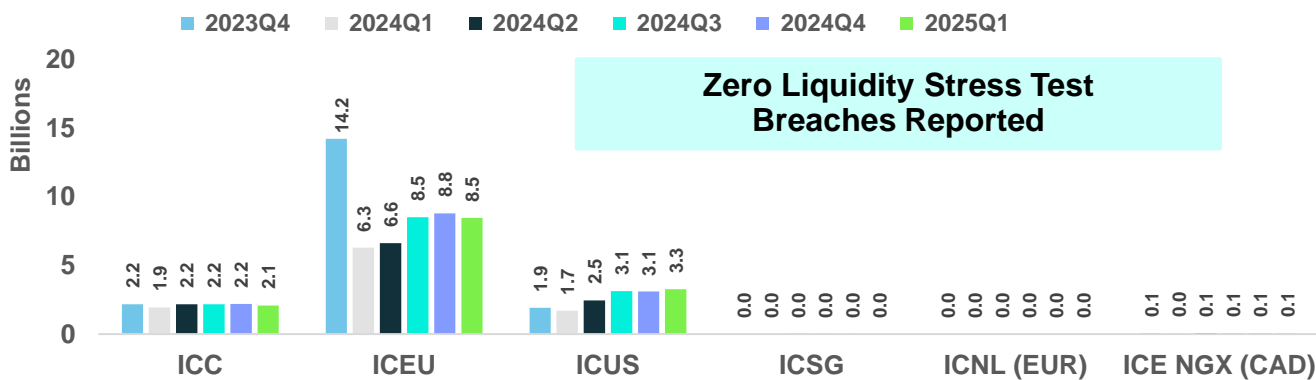
Available Liquid Resources (in millions)

	2023 Q4	2024 Q1	2024 Q2	2024 Q3	2024 Q4	2025 Q1
ICC	\$ 26,199	\$ 22,423	\$ 23,358	\$ 21,103	\$ 20,905	\$ 23,852
ICEU	\$ 59,068	\$ 77,300	\$ 79,722	\$ 80,755	\$ 79,243	\$ 84,496
ICUS	\$ 4,912	\$ 5,146	\$ 6,028	\$ 7,509	\$ 7,041	\$ 6,649
ICSG	\$ 22	\$ 23	\$ 23	\$ 23	\$ 22	\$ 22
ICNL	€ 26	€ 25	€ 30	€ 30	€ 29	€ 28
ICE NGX	\$ 345	\$ 345	\$ 345	\$ 345	\$345	\$345

- Cash Deposited at Central Banks
- Cash Deposited at Other Central Banks
- Secured Cash at Commercial Banks (including Reverse Repo)
- Unsecured Cash at Commercial Banks
- Secured Committed Lines of Credit
- Unsecured Committed Lines of Credit
- Highly Marketable Collateral



Peak Estimated Aggregated Cover 1 Liquidity Requirement during the Quarter



Maximum Estimated Aggregated Cover 1 Liquidity Requirement (in millions)

	2023 Q4	2024 Q1	2024 Q2	2024 Q3	2024 Q4	2025 Q1
ICC	\$ 2,182	\$ 1,946	\$ 2,168	\$ 2,165	\$ 2,201	\$ 2,083
ICEU	\$ 14,232	\$ 6,304	\$ 6,622	\$ 8,524	\$ 8,802	\$ 8,461
ICUS	\$ 1,910	\$ 1,711	\$ 2,460	\$ 3,132	\$ 3,099	\$ 3,268
ICSG	\$ 0.3	\$ 0.5	\$ 0.04	\$ 0.07	\$ 0.05	\$ 0.02
ICNL	€ 0	€ 0	€ 0	€ 0	€ 0	€ 0
ICE NGX	CAD 64	CAD 49	CAD 69	CAD 66	CAD 85	CAD 65

ICC
ICE Clear Credit

ICEU - F&O
ICE Clear Europe
Futures & Options

ICUS
ICE Clear U.S.

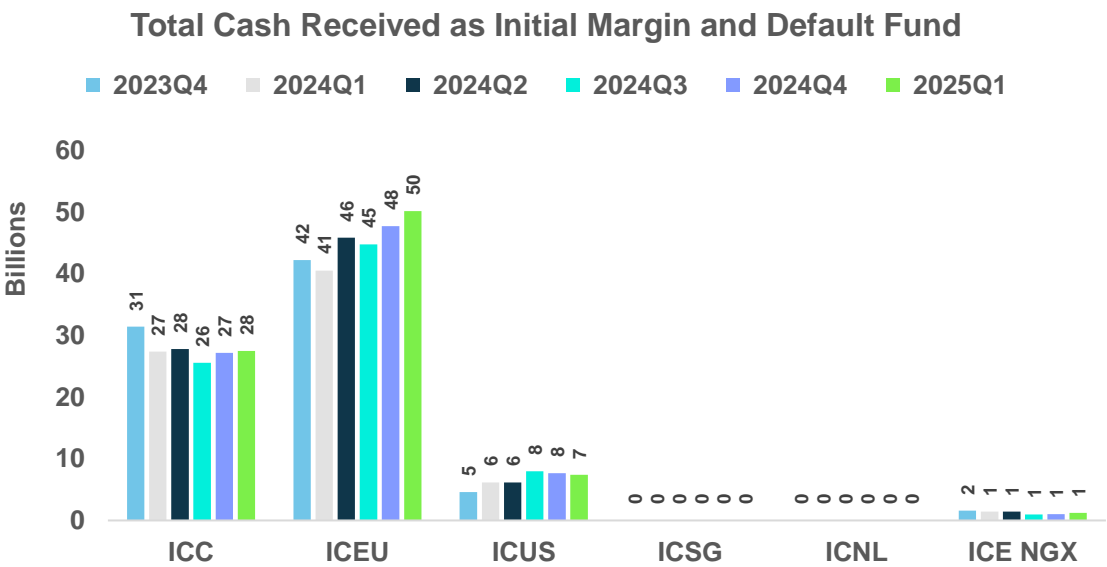
ICSG
ICE Clear Singapore

ICNL
ICE Clear Netherlands

ICE NGX
ICE Natural Gas Exchange

Total Cash Received

	ICC	ICEU	ICUS	ICSG	ICNL	ICE NGX
	USD	USD	USD	USD	EUR	CAD
Cash Received at 03/31/2025	27,516 M	50,173 M	7,405 M	6 M	3 M	1,240 M
%held at Central Banks	75.5%	11.5%	0.0%	0.0%	100.0%	0%
% Overnight Reverse Repos	13.3%	79.3%	93.9%	0.0%	0.0%	0%
% Unsecured at Commercial Banks	11.3%	0.1%	0.0%	13.0%	0.0%	100%
% in Money Market Funds	0.0%	0.0%	0.0%	87.0%	0.0%	0%
% in Sovereign Govt. Bonds	0.0%	9.1%	6.1%	0.0%	0.0%	0%
Total Collateral Received as Initial Margin and Default Fund	63,705 M	87,203 M	21,500 M	6 M	3 M	6,074 M
% Cash	43.2%	57.5%	34.4%	100.0%	100.0%	20.4%
% Non - Cash	56.8%	42.5%	65.6%	0.0%	0.0%	79.6%



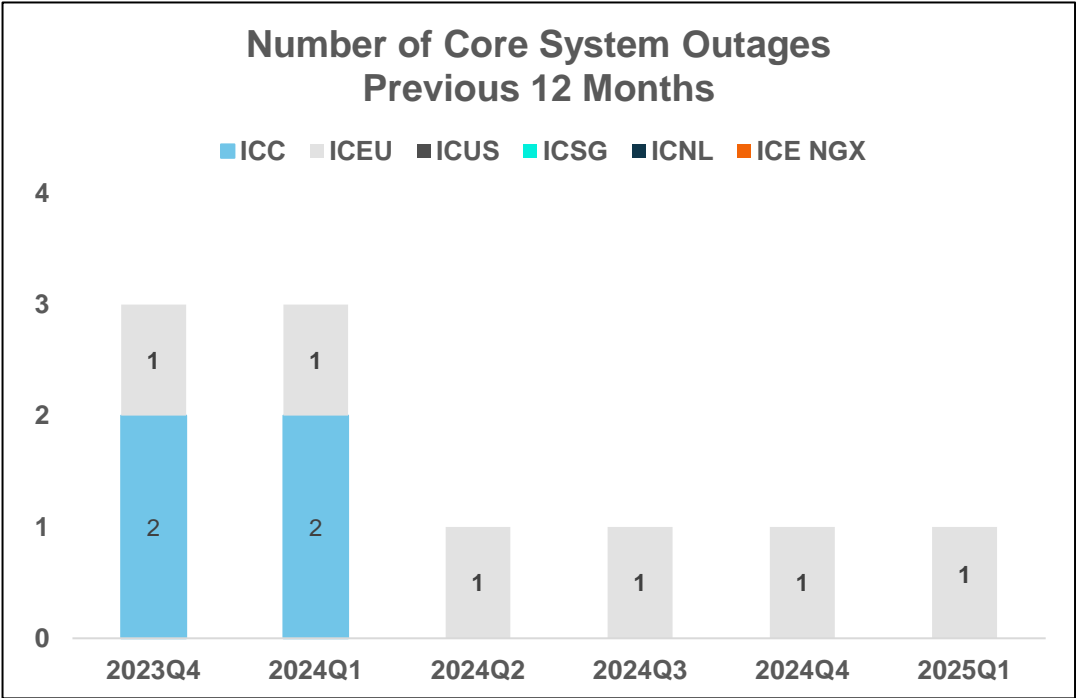
“Cash Received from members was and continues to be safeguarded at Central Bank Account, where Central Bank access was available. Majority of the remaining cash was held at well diversified and highly creditworthy reverse repurchase counterparties or was held in short dated sovereign bonds. Small portion of the cash was held at well diversified and highly creditworthy commercial banks.”



Operational Availability

Actual availability of the core system(s) – previous 12 months	2023 Q4	2024 Q1	2024 Q2	2024 Q3	2024 Q4	2025 Q1
ICC	99.98%	100%	100%	100%	100%	100%
ICEU	99.99%	99.99%	99.99%	99.99%	99.99%	99.99%
ICUS	100%	100%	100%	100%	100%	100%
ICSG	100%	100%	100%	100%	100%	100%
ICNL	100%	100%	100%	100%	100%	100%
ICE NGX	100%	100%	100%	100%	100%	100%

“Five of the Six ICE Clearing Houses experienced Zero Operational Outages and their Core Clearing Systems remained available at 100% over the last 12 months. Remaining one clearing house experienced minor system failures and remained available over 99.9%”



Q1 2025 Recap

- 390+ unique clearing members, thousands of clients across ICE Clearing Houses
- \$343 Million in ICE Skin in the Game
- \$400 Million in ICE Default Insurance protection layer that resides ahead of guaranty fund contributions of non-defaulting clearing members
- Collateral held remained over-collateralized at all times
- One Cover 2 Stress Testing Breach for a one-day period only
- Zero Liquidity Stress Testing Breaches
- Margin Coverage remained Regulatory Compliant
- No Defaults during the Quarter
- High Operational Availability

Q1 25



Questions

**For questions regarding the CPMI-IOSCO
Quantitative Disclosures:**

ICEPFMIResponse@Ice.com



DISCLAIMER

The information herein is based on sources Intercontinental Exchange, Inc. and/or its affiliates (collectively, “ICE,” “we,” and “us”) believe to be reliable but is not guaranteed by us and does not purport to be a complete or error-free statement or summary of the available data. As such, we do not warrant, endorse or guarantee the completeness, accuracy, integrity, or timeliness of the information. You must evaluate, and bear all risks associated with, the use of any information provided hereunder, including any reliance on the accuracy, completeness, safety or usefulness of such information. This information is not intended to be used as the primary basis of investment decisions. It should not be construed as advice designed to meet the particular investment needs of any investor. This presentation is published solely for information purposes, does not constitute representations and warranties by ICE. Nothing herein is intended to constitute legal, tax, accounting, financial, investment or other professional advice or as an offer to sell or the solicitation of an offer to buy any security in any state where such an offer or solicitation would be illegal. Any information expressed herein on this date is subject to change without notice.

THE INFORMATION PROVIDED TO YOU HEREUNDER IS PROVIDED "AS IS," AND TO THE MAXIMUM EXTENT PERMITTED BY APPLICABLE LAW, ICE AND ITS LICENSORS, BUSINESS ASSOCIATES AND SUPPLIERS DISCLAIM ALL WARRANTIES WITH RESPECT TO THE SAME, EXPRESS, IMPLIED AND STATUTORY, INCLUDING WITHOUT LIMITATION ANY IMPLIED WARRANTIES OF MERCHANTABILITY, FITNESS FOR A PARTICULAR PURPOSE, ACCURACY, COMPLETENESS, AND NON-INFRINGEMENT. TO THE MAXIMUM EXTENT PERMITTED BY APPLICABLE LAW, NEITHER ICE NOR ITS OFFICERS, MEMBERS, DIRECTORS, PARTNERS, AFFILIATES, BUSINESS ASSOCIATES, LICENSORS OR SUPPLIERS WILL BE LIABLE FOR ANY INDIRECT, INCIDENTAL, SPECIAL, CONSEQUENTIAL OR PUNITIVE DAMAGES, INCLUDING WITHOUT LIMITATION DAMAGES FOR LOST PROFITS OR REVENUES, GOODWILL, WORK STOPPAGE, SECURITY BREACHES, VIRUSES, COMPUTER FAILURE OR MALFUNCTION, USE, DATA OR OTHER INTANGIBLE LOSSES OR COMMERCIAL DAMAGES, EVEN IF ANY OF SUCH PARTIES IS ADVISED OF THE POSSIBILITY OF SUCH LOSSES, ARISING UNDER OR IN CONNECTION WITH THE INFORMATION PROVIDED HEREIN OR ANY OTHER SUBJECT MATTER HEREOF.

Intercontinental Exchange, ICE, ICE block design, NYSE, ICE Data Services and New York Stock Exchange are trademarks of ICE and/or its affiliates. All other trademarks mentioned are trademarks of their respective companies. All rights reserved.

CAUTIONARY STATEMENT REGARDING FORWARD LOOKING STATEMENTS

Safe Harbor Statement under the Private Securities Litigation Reform Act of 1995 – Any statements in this presentation regarding ICE's business that are not historical facts are "forward-looking statements" that involve risks and uncertainties. For a discussion of additional risks and uncertainties, which could cause actual results to differ from those contained in the forward-looking statements, see ICE's Securities and Exchange Commission (SEC) filings, including, but not limited to, the risk factors in ICE's Annual Report on Form 10-K for the year ended December 31, 2023, as filed with the SEC on February 8, 2024.

© 2024 Intercontinental Exchange, Inc.