



ICE Data Indices

Trillions benchmarked. Billions transitioned.

Selecting a benchmark that suits your strategy can be hard but switching an existing benchmark can be even harder. Yet many prominent ETPs have done just that with ICE – all in search of quality data, flexible technology, and deep index expertise. Find out why active and passive managers benchmark trillions of dollars in AUM against ICE indices.

The proof is in the AUM

ICE indices are the benchmark for over \$2 trillion in AUM. Over \$150 billion in ETP AUM has transitioned to benchmark against ICE indices, including some of the largest Fixed Income, Equity and Preferred ETPs in the market.

Over \$2T

in AUM benchmarked to ICE indices

Over \$7T

in ETP AUM supported via iNAV calculations

iNAV business supports over 80% of U.S.-listed ETPs, ICE is one of the leading providers of iNAV calculation services globally

2nd ranked

globally by passive fund AUM in Fixed Income

6th ranked

index provider by AUM globally

Index benchmark provider for over

380 ETPs

globally

\$755B

in passive fund AUM

Source: Morningstar, as of January 31, 2026

Notable examples of ETFs tracking ICE indices include:

<p>MUB iShares National Muni Bond ETF</p> <p>\$43 billion AUM</p> <p>ICE AMT-Free US National Municipal Index (MNAF)</p>	<p>PFF iShares Preferred and Income Securities ETF</p> <p>\$14 billion AUM</p> <p>ICE Exchange-Listed Preferred and Hybrid Securities Index (PHGY)</p>	<p>IGSB iShares 1-5 Year Investment Grade Corporate Bond ETF</p> <p>\$22 billion AUM</p> <p>ICE BofA 1-5 Year US Corporate Index (CVA0)</p>	<p>SGOV iShares 0-3 Month Treasury Bond ETF</p> <p>\$71 billion AUM</p> <p>ICE 0-3 Month US Treasury Securities Index (GATX)</p>
<p>IBB iShares Biotechnology ETF</p> <p>\$9 billion AUM</p> <p>NYSE Biotechnology Index (ICEBIO)</p>	<p>Capital ICE ESG 20+ Year BBB US Corporate ETF Taiwan</p> <p>\$8 billion AUM</p> <p>ICE ESG 20+ Year BBB Large Cap Developed Markets US Corporate Constrained Index (C84LESG)</p>	<p>SOXX iShares Semiconductor ETF</p> <p>\$21 billion AUM</p> <p>NYSE Semiconductor Index (ICESEMI)</p>	<p>USHY iShares Broad USD High Yield Corporate Bond ETF</p> <p>\$26 billion AUM</p> <p>ICE BofA US High Yield Constrained Index (HUC0)</p>

Source: Morningstar, as of January 31, 2026

Broad coverage and history by a trusted source

As an index provider with a powerful platform, ICE Data Indices (IDI) offers extensive global, multi-asset class indices that are used by market participants around the world with history dating back further than 30 years in some cases.

- Cross-asset coverage
- Optimized indices
- ESG, Paris-aligned and climate transition indices and solutions
- Equity solutions including factor, thematic and sector indices

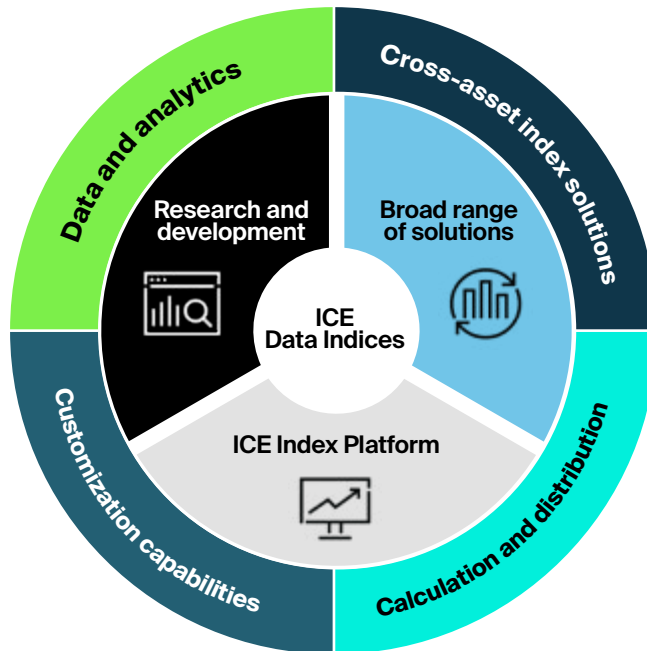
Backed by nearly 60 years of combined experience

Data and analytics

IDI combines high quality reference data, evaluated pricing and analytics to provide investors with a broad set of tools to measure and analyze global markets.

Customization capabilities

Work with us to meet a variety of custom index goals including research, performance benchmarking or building financial products.



Cross-asset index solutions

Our comprehensive range of global indices available to clients include mortgage rate lock, fixed income, equity, currency, commodity, and volatility indices across styles and strategies that are trusted by market participants around the world.

Calculation and distribution

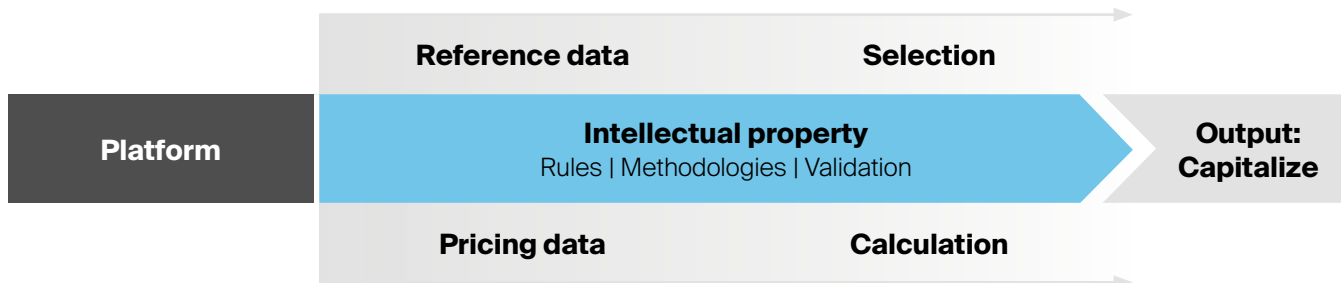
Our robust, technology-led and highly scalable multi-asset indexing services provide flexibility in the calculation and distribution of your index.

A solutions-based approach

IDI offers solutions for a variety of use cases including researching historical index data, sandboxing new custom indices and providing benchmarks for ETPs (benchmarking, asset allocation, research, product creation and transitioning ETP benchmarks).

Custom indices for your strategy

- We offer consultative benchmark design for targeted exposures including custom datasets.
- IDI's Custom Index Tool (CIT) helps clients sandbox & backtest strategies for simple or complex indices – from basic blends and filtering to custom segments, caps, target weights and currency blends.
- The CIT is available on the ICE Index Platform to provide clients with an easy-to-use, web-based solution.

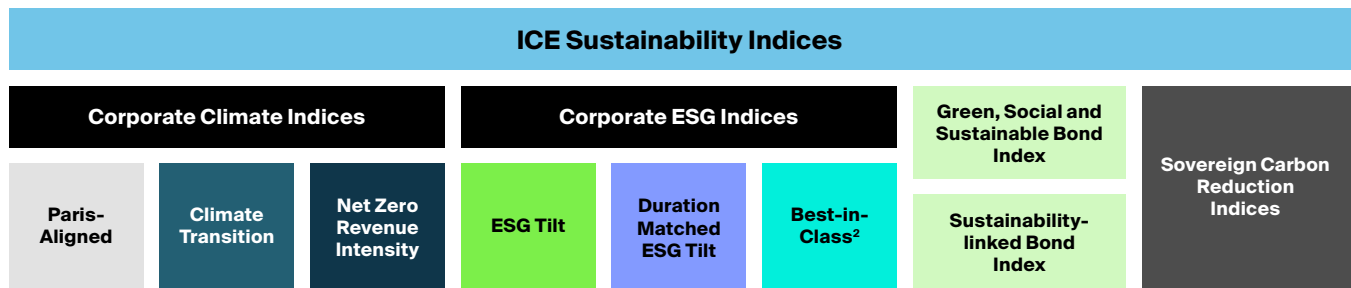




Sustainability Indices

Creating sustainable benchmark solutions

IDI has a range of solutions available for fixed income sustainable benchmarks that account for Environmental, Social and Governance (ESG) factors in addition to other criteria. Our Sustainability Indices¹, which include corporate climate and ESG indices, green, social and sustainable bond indices, and sovereign carbon reduction indices, combine our fixed income capabilities with popular ESG strategy overlays.



¹ IDI in providing these Sustainability Indices is not intending to interpret or give guidelines on the EU Taxonomy disclosures nor the EU criteria for environmentally sustainable investments. Please refer to the methodology for each of the IDI Sustainability Indices for additional information.

² "Best-in-Class" is industry terminology referring to an approach used to identify companies with strong ESG ratings within their respective sectors.



For more information: ice.com/index-solutions

Content is informational only and may change. No warranties. Not investment, legal, tax or accounting advice.