

Access Asia's Tech Giants

Micro Asia Tech 30 Index Futures

The NYSE Asia Tech 30 Index (ICEAT30) tracks the growth and performance of 30 of today's highly-traded technology and tech-related companies listed on Asia-Pacific exchanges. Investors can gain exposure to the index through ICE's micro futures contract, providing a capital-efficient investment tool.

Key attributes

Trade leading equity benchmarks cost-effectively on ICE Futures Singapore.

- **Efficient** – gain access to a basket of technology and tech-related stocks across multiple markets with a single contract
- **Granular** – designed to enable granular trading in the underlying growth stocks in a simple, capital-efficient manner: contract size of ~ US \$7,500 with initial margin of US \$350 (as of Jul. 31, 2024)
- **Single currency** – reference an index in USD while covering a multitude of currencies including AUD, HKD, JYP, KRW and TWD
- **Liquid and transparent** – tradable via a transparent orderbook with intraday liquidity provided by market makers

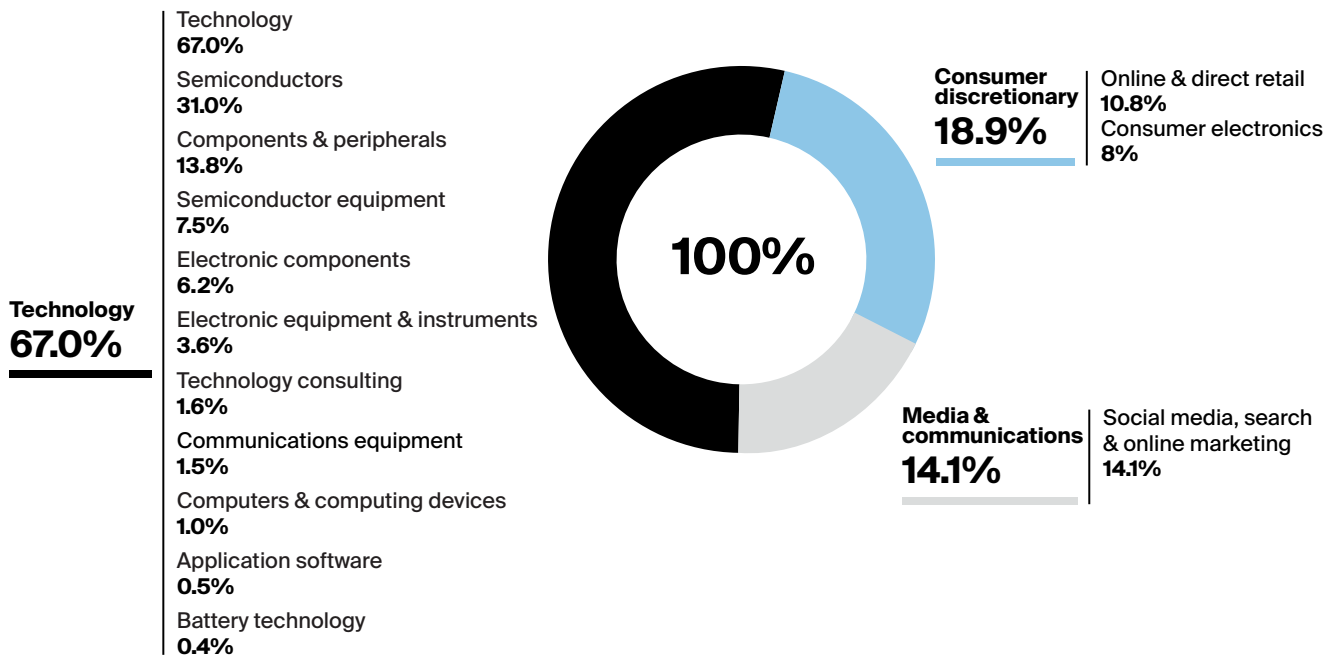
Contract specifications

	Micro Asia Tech 30 Index Futures
Index name	NYSE Asia Tech 30 Index (ICEAT30 - Price Return USD)
Min Tick Increment	0.5 / U.S. \$1
Multiplier	U.S. \$2
Contract months	1st & 2nd contract months as well as the following 2 quarterly contracts
Last trading day	Business day preceding the last business day of the Contract Month, trading stops at 4 p.m. SGT
Final settlement	Cash settled by reference to the official closing Index value of the Index (rounded to the nearest 0.5 Index points) on the last trading day
Trading hours	9 a.m. to 6 a.m. SGT (next day), pre-open at 8:55 a.m. SGT

Index composition


The index provides exposure to 30 of Asia's most highly-traded technology and tech-related companies as ranked by market capitalization. The ICEAT30 includes companies in sub-industries found in other "traditional sectors" such as Consumer Discretionary and Media & Communications. This industry selection ensures that companies included in the index represent the broad spectrum of the technology sector. Read the full index methodology available here: [ICE Asia Tech 30 Index](#).

ICE sectors



Data as of the close of Jul. 31, 2024
Source: ICE Data Indices, LLC

Countries

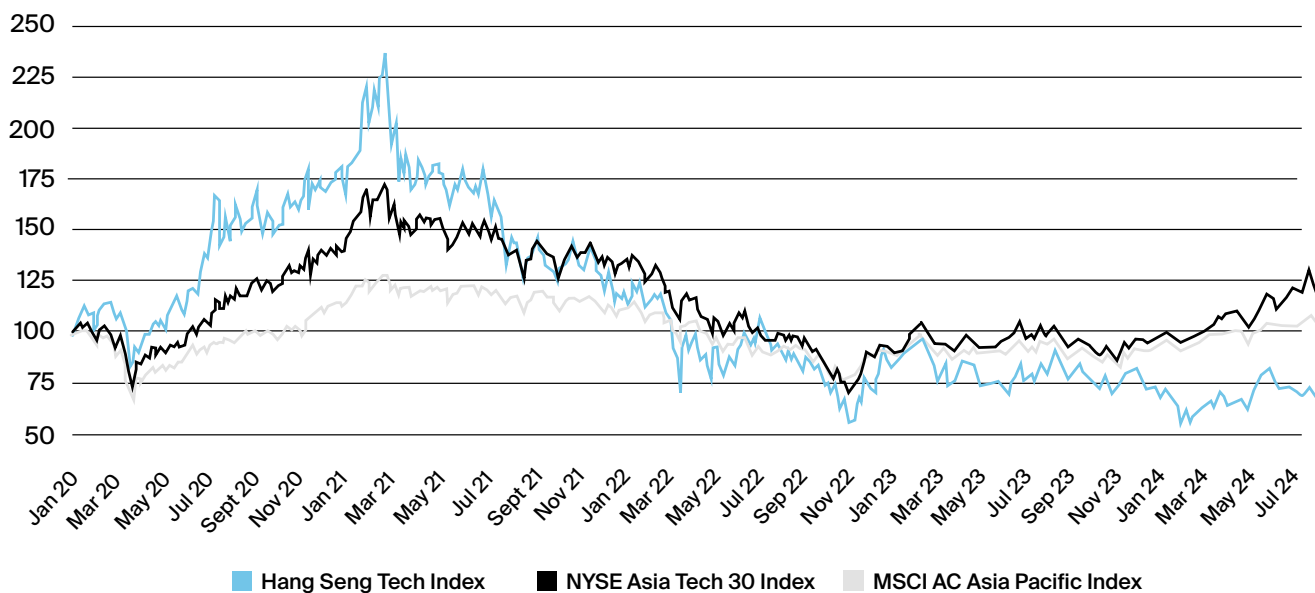


Data as of the close of Jul. 31, 2024
Source: ICE Data Indices, LLC

Index performance overview

NYSE Asia Tech 30 vs. Other regional indices

Price return indices converted in USD rebased 100 as of 1st Jan 2020



Data as of the close of Jul. 31, 2024

Source: ICE Data Indices, LLC

Index performance (annualized % returns)

Description	Annualized Return	Annualized standard deviation	Sharpe ratio	Sortino ratio RFR MAR
NYSE Asia Tech 30 Index	12.15	22.01	0.44	1.16
Hang Seng Tech Index	2.08	34.82	0.17	0.48
MSCI AC Asia Pacific Index	7.05	14.84	0.46	1.12

Jan. 4, 2016 to Jul. 31, 2024 (D)

All indices denominated in USD

Index risk and return characteristics (annualized % returns)

Description	YTD	1 year	3 year	5 year
NYSE Asia Tech 30 Index	16.84	13.57	-4.19	8.53
Hang Seng Tech Index	-5.75	-21.98	-19.25	-1.07
MSCI AC Asia Pacific Index	10.13	10.39	-0.18	5.75

Jan. 4, 2016 to Jul. 31, 2024 (D)

All indices denominated in USD

Composition overview

Ticker	Name	ICE sector	Country	Weight
2330	Taiwan Semiconductor Mfg Co. Ltd.	Technology	Taiwan	23.59%
A005930	Samsung Electronics Co Ltd.	Technology	South Korea	10.73%
700	Tencent Holdings Ltd.	Media & communications	China	10.71%
9988	Alibaba Group Holding Ltd.	Consumer discretionary	China	5.84%
6758	Sony Group Corp.	Consumer discretionary	Japan	4.94%
8035	Tokyo Electron Ltd.	Technology	Japan	4.18%
6861	Keyence Corp.	Technology	Japan	3.64%
3690	Meituan	Consumer discretionary	China	3.39%
2317	Hon Hai Precision Industry Co Ltd.	Technology	Taiwan	3.21%
7974	Nintendo Co Ltd.	Consumer discretionary	Japan	3.07%
A000660	SK Hynix Inc.	Technology	South Korea	3.07%
2454	MediaTek Inc.	Technology	Taiwan	2.43%
6981	Murata Manufacturing Co Ltd.	Technology	Japan	1.95%
7751	Canon Inc.	Technology	Japan	1.80%
9618	JD.com Inc.	Consumer discretionary	China	1.61%
6702	Fujitsu Ltd.	Technology	Japan	1.57%
9999	NetEase Inc.	Media & communications	China	1.50%
1810	Xiaomi Corp.	Technology	China	1.50%
6857	Advantest Corp.	Technology	Japan	1.39%
6146	DISCO Corp.	Technology	Japan	1.29%
4901	FUJIFILM Holdings Corp.	Technology	Japan	1.27%
6723	Renesas Electronics Corp.	Technology	Japan	1.22%
9888	Baidu Inc.	Media & communications	China	1.17%
2308	Delta Electronics Inc.	Technology	Taiwan	1.07%
2382	Quanta Computer Inc.	Technology	Taiwan	0.99%
1024	Kuaishou Technology	Media & communications	China	0.72%
3711	ASE Technology Holding Co Ltd.	Technology	Taiwan	0.65%
6920	Lasertec Corp.	Technology	Japan	0.61%
WTC	Wisetech Global Ltd.	Technology	Australia	0.46%
A373220	LG Energy Solution Ltd.	Technology	South Korea	0.41%

Data as of the close of Jul. 31, 2024

Source: ICE Data Indices, LLC

ICE Futures Singapore

Our global infrastructure is engineered to provide markets and clearing services in the time zones and regulatory jurisdictions where our customers do business. As part of that infrastructure, ICE Futures Singapore offers secure, regulated futures trading services (cleared by ICE Clear Singapore), facilitating efficient access for investors in the Asia-Pacific region while offering trading opportunities for investors with a global profile.

Tailored to accommodate the Asian markets, ICE Futures Singapore's portfolio of energy, FX, equity derivatives and digital assets contracts offer a range of hedging tools that enable risk mitigation and drive growth.



For more information: Contact theice.com/equity-derivatives | ice-asia-tech-30-index | asiapacific@ice.com
+65 6594 0160.

This publication is for information only and does not constitute an offer, solicitation or recommendation to acquire or dispose of any investment or to engage in any other transaction.

The information and materials contained in this publication - including text, graphics, links or other items - are provided for general information only on an "as is" and "as available" basis and does not have regard to any specific investment objectives, financial situation or particular needs of the person who may receive it. Although this publication is issued in good faith, no representations, warranties or guarantees, whether express or implied, are or will be made in respect of the information contained herein. Intercontinental Exchange, Inc. and its affiliates ("ICE") exclude all liability arising from or in relation to the accuracy, adequacy, completeness, fitness or timeliness of the information provided. The information in this document is liable to change and ICE undertakes no duty to update such information. You should not rely on any information contained in this publication without first checking that it is correct and up to date. No information set out or referred to in this publication shall form the basis of any contract.

The following are trademarks of Intercontinental Exchange, Inc. and/or its affiliated companies: Intercontinental Exchange, ICE, New York Stock Exchange and NYSE. For more information regarding trademarks owned by Intercontinental Exchange, Inc. and/or its affiliated companies see ice.com/terms-of-use.

Key Information Documents for certain products covered by the EU Packaged Retail and Insurance-based Investment Products Regulation can be accessed on the relevant exchange website under the heading "Key Information Documents (KIDS)," commencing January 1, 2019.

NYSE Asia Tech 30 Index is a service/trade mark of ICE Data Indices, LLC or its affiliates and has been licensed, along with the NYSE Asia Tech 30 Index ("Index") for use by ICE Futures Singapore Pte. Ltd. (the "Licensee") in connection with its micro Asia Tech 30 Index Futures (the "Product"). Neither the Licensee nor the Product, as applicable, is sponsored, endorsed, sold or promoted by ICE Data Indices, LLC, its affiliates or its Third Party Suppliers ("ICE Data and its Suppliers"). ICE Data and its Suppliers make no representations or warranties regarding the advisability of investing in securities generally, in the Product particularly, the Licensee or the ability of the Index to track general market performance. Past performance of an Index is not an indicator of or a guarantee of future results.

ICE DATA AND ITS SUPPLIERS DISCLAIM ANY AND ALL WARRANTIES AND REPRESENTATIONS, EXPRESS AND/OR IMPLIED, INCLUDING ANY WARRANTIES OF MERCHANTABILITY OR FITNESS FOR A PARTICULAR PURPOSE OR USE, INCLUDING THE INDICES, INDEX DATA AND ANY INFORMATION INCLUDED IN, RELATED TO, OR DERIVED THEREFROM ("INDEX DATA"). ICE DATA AND ITS SUPPLIERS SHALL NOT BE SUBJECT TO ANY DAMAGES OR LIABILITY WITH RESPECT TO THE ADEQUACY, ACCURACY, TIMELINESS OR COMPLETENESS OF THE INDICES AND THE INDEX DATA, WHICH ARE PROVIDED ON AN "AS IS" BASIS AND YOUR USE IS AT YOUR OWN RISK.